

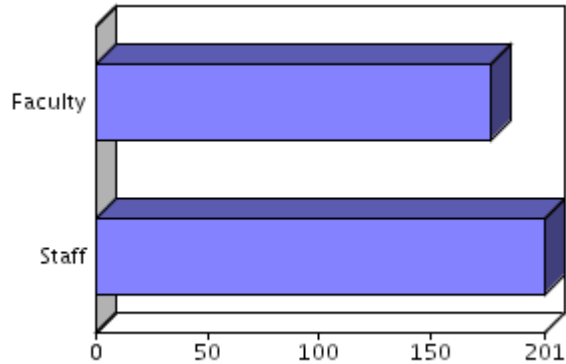
Faculty and Staff Survey, Spring 2006

Summary report

Lists all the questions in the survey and displays summary information for each question. Text input is not included.

Stored 391
 responses:
 Completed 322
 responses:

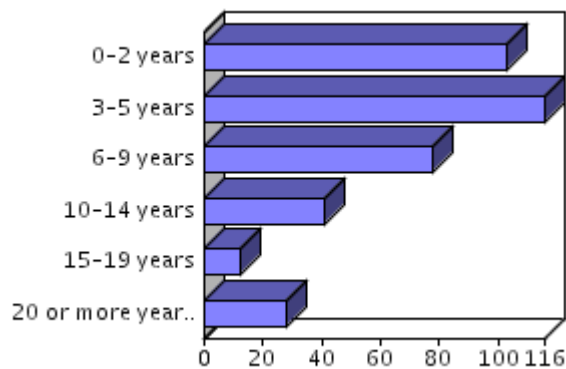
1. I am:



Option	Count	Percent	Cum. count	Cum. percent	Cum. sum
1. Faculty	177	46.83%	177	46.83%	177
2. Staff	201	53.17%	378	100.0%	579
Total	378	100%	378	100%	579

Total responses: 378

2. My years of employment at CFCC:

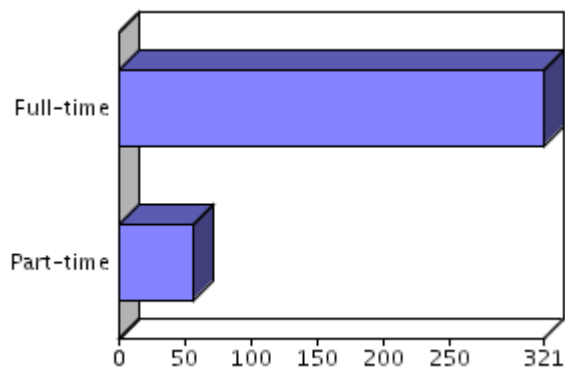


Option	Count	Percent	Cum. count	Cum. percent	Cum. sum
1. 0-2 years	103	27.25%	103	27.25%	103
2. 3-5 years	116	30.69%	219	57.94%	335
3. 6-9 years	78	20.63%	297	78.57%	569

4. 10-14 years	41	10.85%	338	89.42%	733
5. 15-19 years	12	3.17%	350	92.59%	793
6. 20 or more years	28	7.41%	378	100.0%	961
Total	378	100%	378	100%	961

Total responses: 378

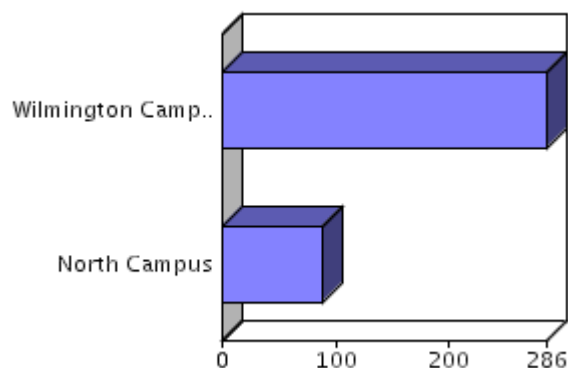
3. I am employed:



Option	Count	Percent	Cum. count	Cum. percent	Cum. sum
1. Full-time	321	85.15%	321	85.15%	321
2. Part-time	56	14.85%	377	100.0%	433
Total	377	100%	377	100%	433

Total responses: 377

4. I am located at:

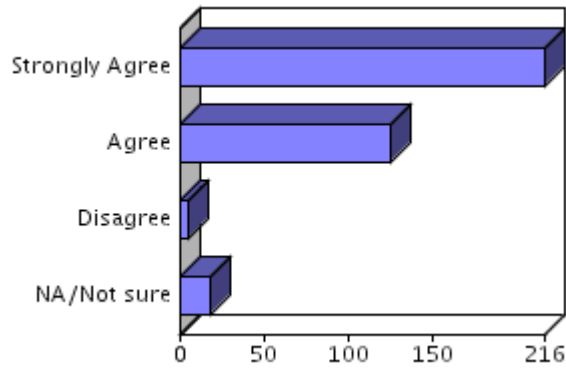


Option	Count	Percent	Cum. count	Cum. percent	Cum. sum
1. Wilmington Campus	286	76.47%	286	76.47%	286
2. North Campus	88	23.53%	374	100.0%	462
Total	374	100%	374	100%	462

Total responses: 374

Resource Development (Foundation and Grants)

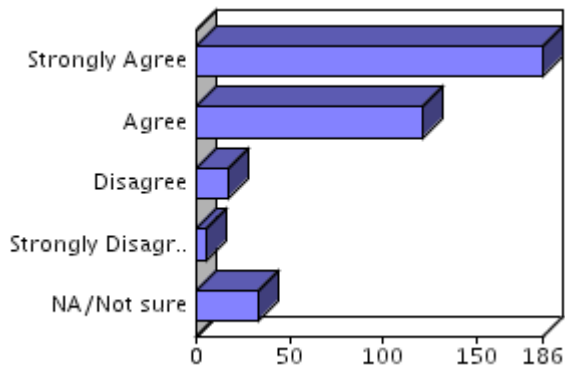
5. I am aware that the Foundation raises money from the community.



Option	Count	Percent	Cum. count	Cum. percent	Cum. sum
1. Strongly Agree	216	59.34%	216	59.34%	216
2. Agree	125	34.34%	341	93.68%	466
3. Disagree	5	1.37%	346	95.05%	481
5. NA/Not sure	18	4.95%	364	100.0%	571
Total	364	100%	364	100%	571

Total responses: 364

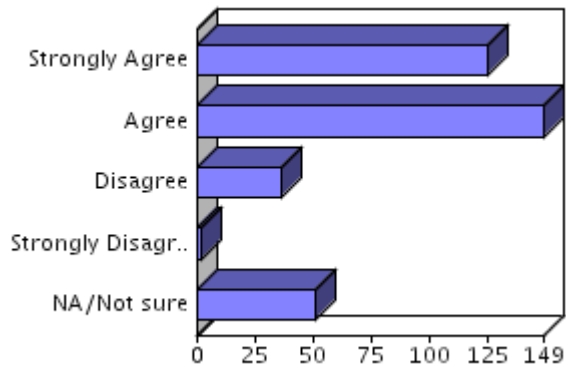
6. I am aware that the Foundation awards mini-grants to faculty and staff annually.



Option	Count	Percent	Cum. count	Cum. percent	Cum. sum
1. Strongly Agree	186	51.24%	186	51.24%	186
2. Agree	122	33.61%	308	84.85%	430
3. Disagree	17	4.68%	325	89.53%	481
4. Strongly Disagree	5	1.38%	330	90.91%	501
5. NA/Not sure	33	9.09%	363	100.0%	666
Total	363	100%	363	100%	666

Total responses: 363

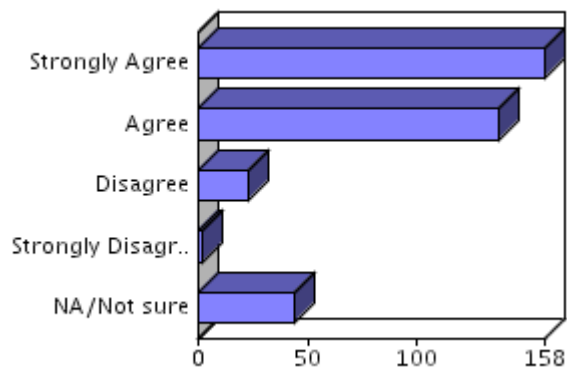
7. I am aware that the Foundation exists primarily to provide student scholarships.



Option	Count	Percent	Cum. count	Cum. percent	Cum. sum
1. Strongly Agree	125	34.44%	125	34.44%	125
2. Agree	149	41.05%	274	75.48%	423
3. Disagree	36	9.92%	310	85.4%	531
4. Strongly Disagree	2	0.55%	312	85.95%	539
5. NA/Not sure	51	14.05%	363	100.0%	794
Total	363	100%	363	100%	794

Total responses: 363

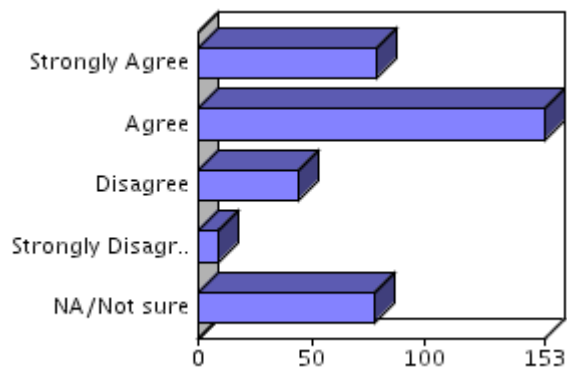
8. I am aware that I can designate my Campus Fund Drive contribution to the Foundation for a particular purpose.



Option	Count	Percent	Cum. count	Cum. percent	Cum. sum
1. Strongly Agree	158	43.41%	158	43.41%	158
2. Agree	137	37.64%	295	81.04%	432
3. Disagree	23	6.32%	318	87.36%	501
4. Strongly Disagree	2	0.55%	320	87.91%	509
5. NA/Not sure	44	12.09%	364	100.0%	729
Total	364	100%	364	100%	729

Total responses: 364

9. I am aware that Foundation staff is available to assist with writing grant proposals.

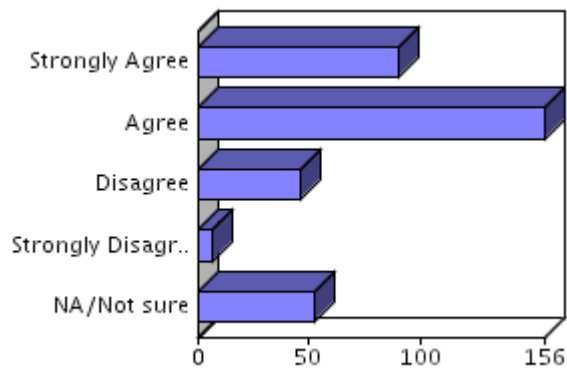


Option	Count	Percent	Cum. count	Cum. percent	Cum. sum
1. Strongly Agree	79	21.76%	79	21.76%	79
2. Agree	153	42.15%	232	63.91%	385
3. Disagree	44	12.12%	276	76.03%	517
4. Strongly Disagree	9	2.48%	285	78.51%	553
5. NA/Not sure	78	21.49%	363	100.0%	943
Total	363	100%	363	100%	943

Total responses: 363

Institutional Effectiveness (Planning, Assessment, Research)

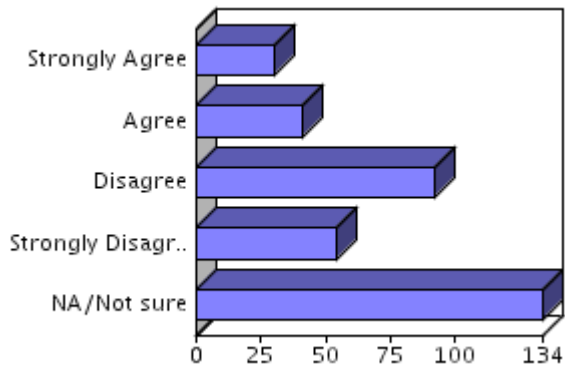
10. I am aware that CFCC has a Planning and Research Office.



Option	Count	Percent	Cum. count	Cum. percent	Cum. sum
1. Strongly Agree	90	25.71%	90	25.71%	90
2. Agree	156	44.57%	246	70.29%	402
3. Disagree	46	13.14%	292	83.43%	540
4. Strongly Disagree	6	1.71%	298	85.14%	564
5. NA/Not sure	52	14.86%	350	100.0%	824
Total	350	100%	350	100%	824

Total responses: 350

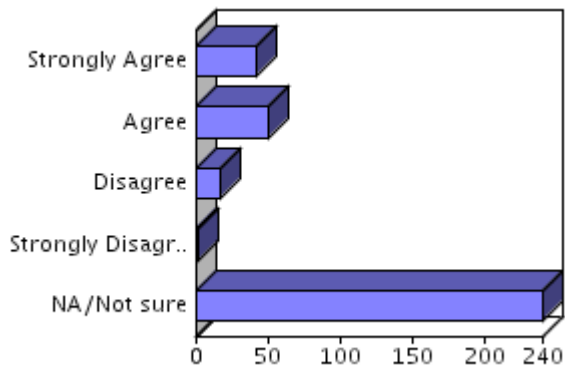
11. I have had contact and/or requested assistance from the planning and research office within the past year.



Option	Count	Percent	Cum. count	Cum. percent	Cum. sum
1. Strongly Agree	30	8.55%	30	8.55%	30
2. Agree	41	11.68%	71	20.23%	112
3. Disagree	92	26.21%	163	46.44%	388
4. Strongly Disagree	54	15.38%	217	61.82%	604
5. NA/Not sure	134	38.18%	351	100.0%	1274
Total	351	100%	351	100%	1274

Total responses: 351

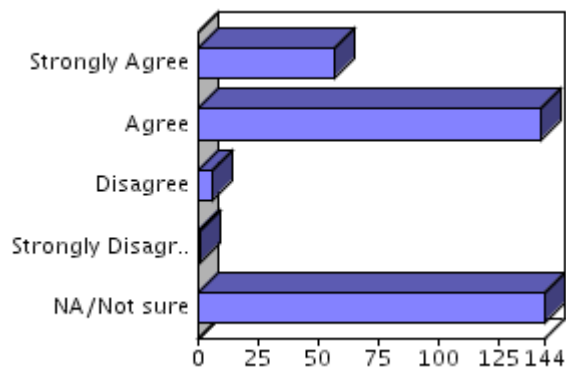
12. My requests for services or information have been handled within a reasonable time.



Option	Count	Percent	Cum. count	Cum. percent	Cum. sum
1. Strongly Agree	41	11.71%	41	11.71%	41
2. Agree	50	14.29%	91	26.0%	141
3. Disagree	17	4.86%	108	30.86%	192
4. Strongly Disagree	2	0.57%	110	31.43%	200
5. NA/Not sure	240	68.57%	350	100.0%	1400
Total	350	100%	350	100%	1400

Total responses: 350

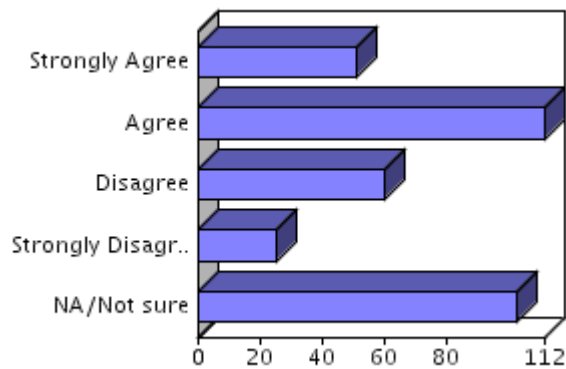
13. Products produced by this office are of good quality (CFCC Fact Book, website, reports, etc.).



Option	Count	Percent	Cum. count	Cum. percent	Cum. sum
1. Strongly Agree	57	16.29%	57	16.29%	57
2. Agree	142	40.57%	199	56.86%	341
3. Disagree	6	1.71%	205	58.57%	359
4. Strongly Disagree	1	0.29%	206	58.86%	363
5. NA/Not sure	144	41.14%	350	100.0%	1083
Total	350	100%	350	100%	1083

Total responses: 350

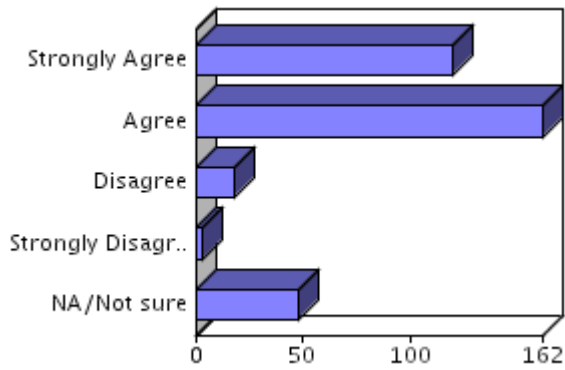
14. I have visited the college's Institutional Effectiveness (IE) website (www.cfcc.edu/ie).



Option	Count	Percent	Cum. count	Cum. percent	Cum. sum
1. Strongly Agree	51	14.53%	51	14.53%	51
2. Agree	112	31.91%	163	46.44%	275
3. Disagree	60	17.09%	223	63.53%	455
4. Strongly Disagree	25	7.12%	248	70.66%	555
5. NA/Not sure	103	29.34%	351	100.0%	1070
Total	351	100%	351	100%	1070

Total responses: 351

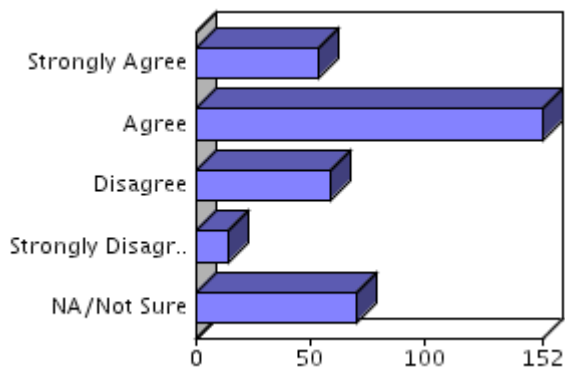
15. I am aware that CFCC has an on-going Institutional Effectiveness (planning and assessment) process.



Option	Count	Percent	Cum. count	Cum. percent	Cum. sum
1. Strongly Agree	120	34.19%	120	34.19%	120
2. Agree	162	46.15%	282	80.34%	444
3. Disagree	18	5.13%	300	85.47%	498
4. Strongly Disagree	3	0.85%	303	86.32%	510
5. NA/Not sure	48	13.68%	351	100.0%	750
Total	351	100%	351	100%	750

Total responses: 351

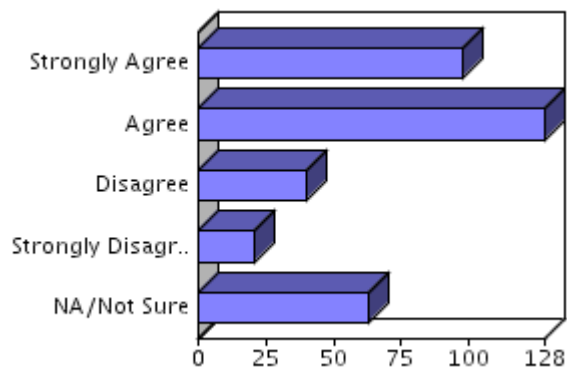
16. The Institutional Effectiveness process is effectively communicated.



Option	Count	Percent	Cum. count	Cum. percent	Cum. sum
1. Strongly Agree	54	15.47%	54	15.47%	54
2. Agree	152	43.55%	206	59.03%	358
3. Disagree	59	16.91%	265	75.93%	535
4. Strongly Disagree	14	4.01%	279	79.94%	591
5. NA/Not Sure	70	20.06%	349	100.0%	941
Total	349	100%	349	100%	941

Total responses: 349

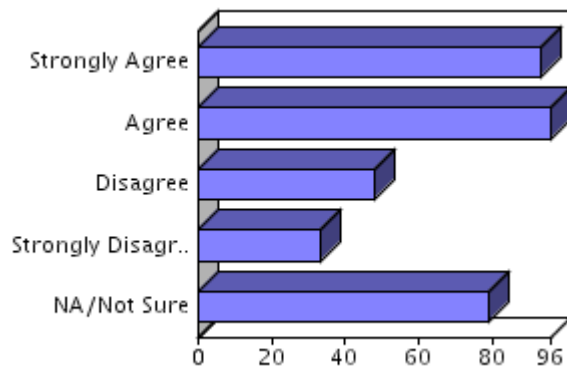
17. I am aware of the annual planning and assessment within my department or planning unit and have had the opportunity to participate.



Option	Count	Percent	Cum. count	Cum. percent	Cum. sum
1. Strongly Agree	98	28.0%	98	28.0%	98
2. Agree	128	36.57%	226	64.57%	354
3. Disagree	40	11.43%	266	76.0%	474
4. Strongly Disagree	21	6.0%	287	82.0%	558
5. NA/Not Sure	63	18.0%	350	100.0%	873
Total	350	100%	350	100%	873

Total responses: 350

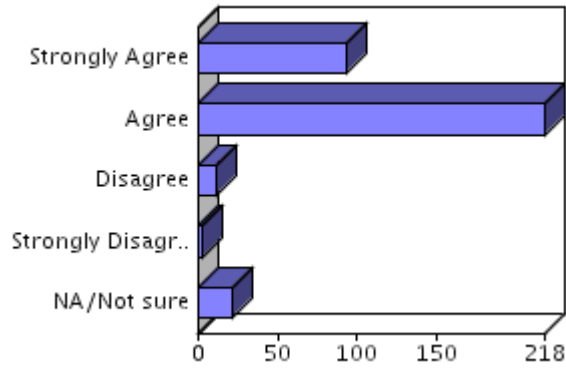
18. I have participated in the annual planning and assessment within my department or planning unit.



Option	Count	Percent	Cum. count	Cum. percent	Cum. sum
1. Strongly Agree	93	26.65%	93	26.65%	93
2. Agree	96	27.51%	189	54.15%	285
3. Disagree	48	13.75%	237	67.91%	429
4. Strongly Disagree	33	9.46%	270	77.36%	561
5. NA/Not Sure	79	22.64%	349	100.0%	956
Total	349	100%	349	100%	956

Total responses: 349

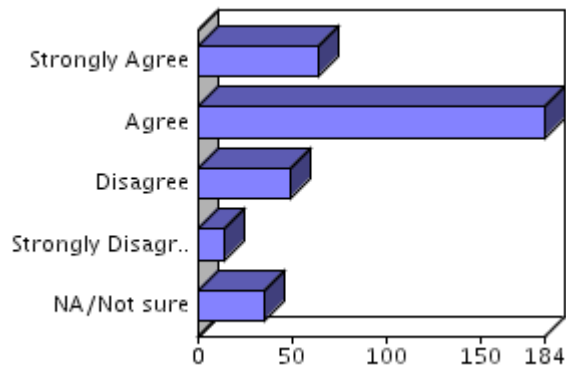
19. CFCC publications are accurate, attractive and present a positive image of the college to the public.



Option	Count	Percent	Cum. count	Cum. percent	Cum. sum
1. Strongly Agree	93	26.88%	93	26.88%	93
2. Agree	218	63.01%	311	89.88%	529
3. Disagree	11	3.18%	322	93.06%	562
4. Strongly Disagree	3	0.87%	325	93.93%	574
5. NA/Not sure	21	6.07%	346	100.0%	679
Total	346	100%	346	100%	679

Total responses: 346

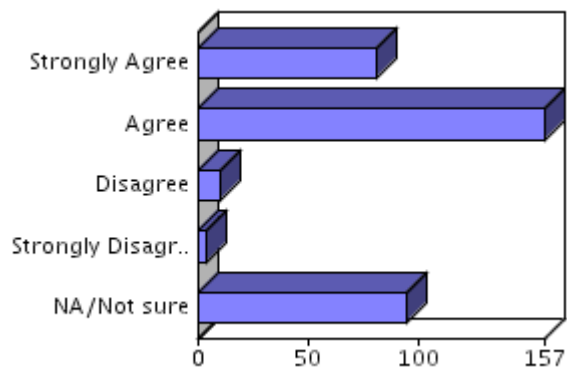
20. CFCC programs and services are effectively promoted to the public.



Option	Count	Percent	Cum. count	Cum. percent	Cum. sum
1. Strongly Agree	64	18.5%	64	18.5%	64
2. Agree	184	53.18%	248	71.68%	432
3. Disagree	49	14.16%	297	85.84%	579
4. Strongly Disagree	14	4.05%	311	89.88%	635
5. NA/Not sure	35	10.12%	346	100.0%	810
Total	346	100%	346	100%	810

Total responses: 346

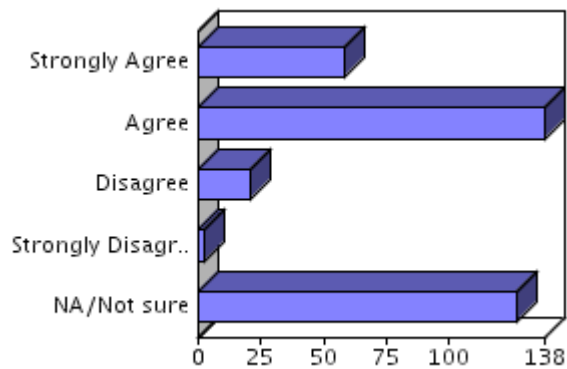
21. Requests for public information services are handled in a professional manner.



Option	Count	Percent	Cum. count	Cum. percent	Cum. sum
1. Strongly Agree	81	23.41%	81	23.41%	81
2. Agree	157	45.38%	238	68.79%	395
3. Disagree	10	2.89%	248	71.68%	425
4. Strongly Disagree	4	1.16%	252	72.83%	441
5. NA/Not sure	94	27.17%	346	100.0%	911
Total	346	100%	346	100%	911

Total responses: 346

22. The Public Information Office provides the services I need. If not, what services would you suggest?

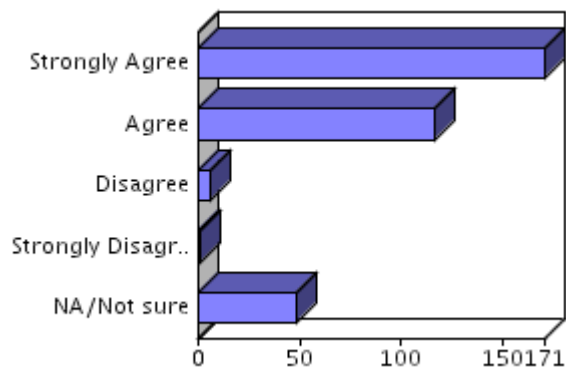


Option	Count	Percent	Cum. count	Cum. percent	Cum. sum
1. Strongly Agree	58	16.76%	58	16.76%	58
2. Agree	138	39.88%	196	56.65%	334
3. Disagree	21	6.07%	217	62.72%	397
4. Strongly Disagree	2	0.58%	219	63.29%	405
5. NA/Not sure	127	36.71%	346	100.0%	1040
Total	346	100%	346	100%	1040

Total responses: 346

Printing Services

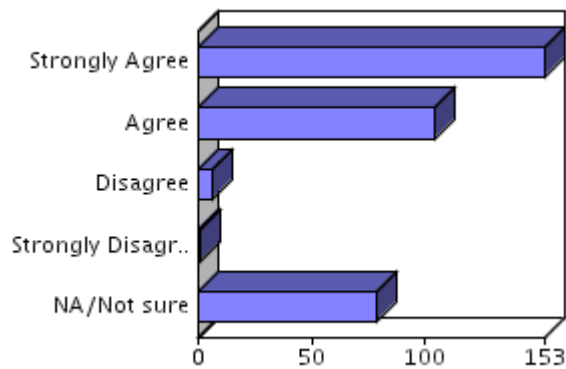
23. Printing Services staff is courteous and polite.



Option	Count	Percent	Cum. count	Cum. percent	Cum. sum
1. Strongly Agree	171	49.85%	171	49.85%	171
2. Agree	117	34.11%	288	83.97%	405
3. Disagree	6	1.75%	294	85.71%	423
4. Strongly Disagree	1	0.29%	295	86.01%	427
5. NA/Not sure	48	13.99%	343	100.0%	667
Total	343	100%	343	100%	667

Total responses: 343

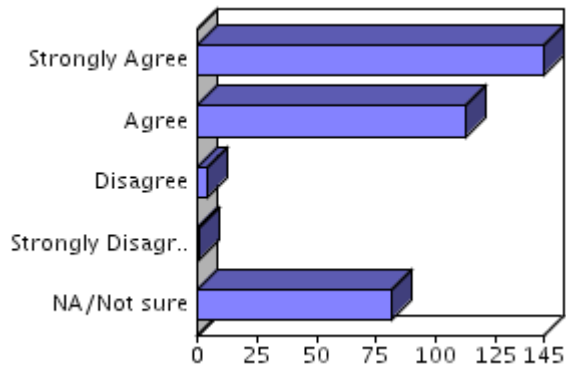
24. Photocopy requests are processed in a timely manner.



Option	Count	Percent	Cum. count	Cum. percent	Cum. sum
1. Strongly Agree	153	44.61%	153	44.61%	153
2. Agree	104	30.32%	257	74.93%	361
3. Disagree	6	1.75%	263	76.68%	379
4. Strongly Disagree	1	0.29%	264	76.97%	383
5. NA/Not sure	79	23.03%	343	100.0%	778
Total	343	100%	343	100%	778

Total responses: 343

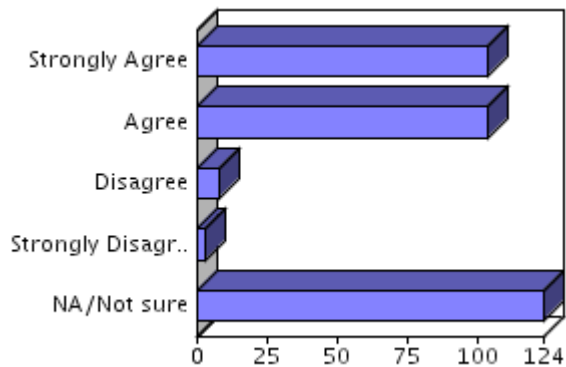
25. Photocopy requests are processed correctly.



Option	Count	Percent	Cum. count	Cum. percent	Cum. sum
1. Strongly Agree	145	42.27%	145	42.27%	145
2. Agree	112	32.65%	257	74.93%	369
3. Disagree	4	1.17%	261	76.09%	381
4. Strongly Disagree	1	0.29%	262	76.38%	385
5. NA/Not sure	81	23.62%	343	100.0%	790
Total	343	100%	343	100%	790

Total responses: 343

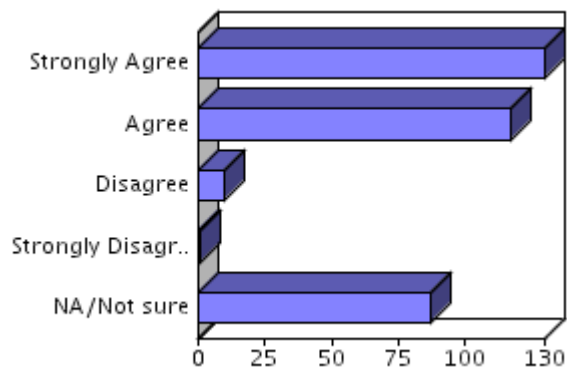
26. Publication requests are handled in a timely manner.



Option	Count	Percent	Cum. count	Cum. percent	Cum. sum
1. Strongly Agree	104	30.32%	104	30.32%	104
2. Agree	104	30.32%	208	60.64%	312
3. Disagree	8	2.33%	216	62.97%	336
4. Strongly Disagree	3	0.87%	219	63.85%	348
5. NA/Not sure	124	36.15%	343	100.0%	968
Total	343	100%	343	100%	968

Total responses:343

27. The Printing Services department provides all the services my department needs. If not, what services would you suggest?

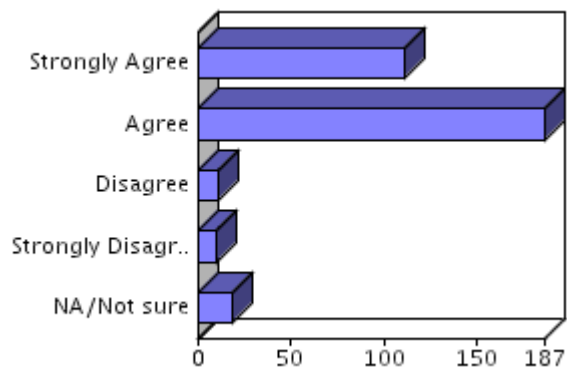


Option	Count	Percent	Cum. count	Cum. percent	Cum. sum
1. Strongly Agree	130	37.68%	130	37.68%	130
2. Agree	117	33.91%	247	71.59%	364
3. Disagree	10	2.9%	257	74.49%	394
4. Strongly Disagree	1	0.29%	258	74.78%	398
5. NA/Not sure	87	25.22%	345	100.0%	833
Total	345	100%	345	100%	833

Total responses: 341

Business Services

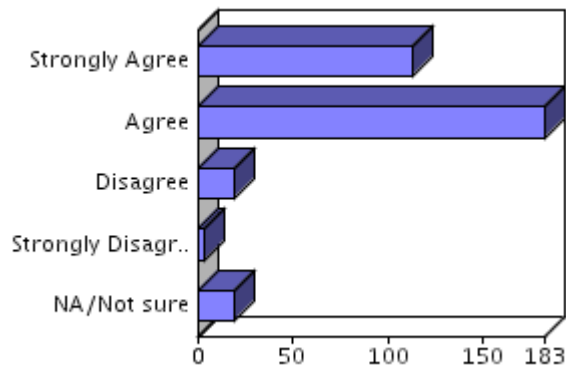
28. Staff is courteous and helpful.



Option	Count	Percent	Cum. count	Cum. percent	Cum. sum
1. Strongly Agree	111	32.94%	111	32.94%	111
2. Agree	187	55.49%	298	88.43%	485
3. Disagree	11	3.26%	309	91.69%	518
4. Strongly Disagree	10	2.97%	319	94.66%	558
5. NA/Not sure	18	5.34%	337	100.0%	648
Total	337	100%	337	100%	648

Total responses: 337

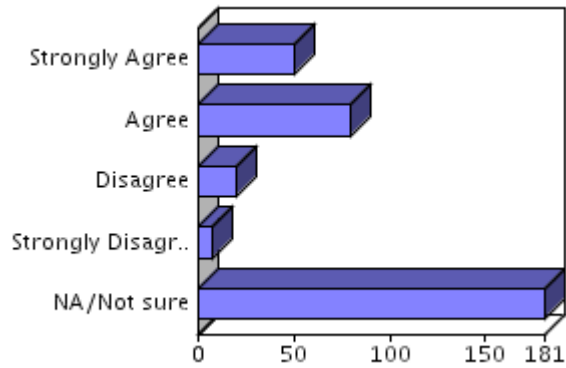
29. Quality of services provided by the cashier's window is satisfactory.



Option	Count	Percent	Cum. count	Cum. percent	Cum. sum
1. Strongly Agree	113	33.53%	113	33.53%	113
2. Agree	183	54.3%	296	87.83%	479
3. Disagree	19	5.64%	315	93.47%	536
4. Strongly Disagree	3	0.89%	318	94.36%	548
5. NA/Not sure	19	5.64%	337	100.0%	643
Total	337	100%	337	100%	643

Total responses: 337

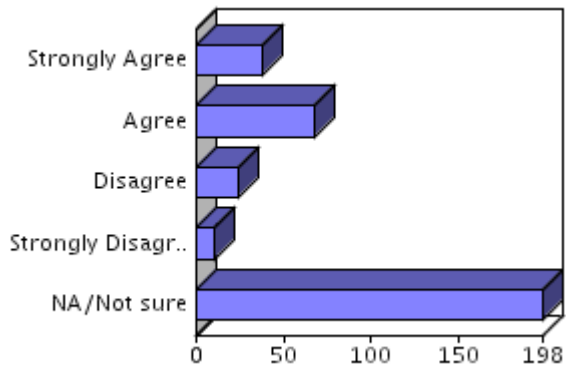
30. The business office provides adequate and timely budget reports to departments.



Option	Count	Percent	Cum. count	Cum. percent	Cum. sum
1. Strongly Agree	50	14.84%	50	14.84%	50
2. Agree	79	23.44%	129	38.28%	208
3. Disagree	20	5.93%	149	44.21%	268
4. Strongly Disagree	7	2.08%	156	46.29%	296
5. NA/Not sure	181	53.71%	337	100.0%	1201
Total	337	100%	337	100%	1201

Total responses: 337

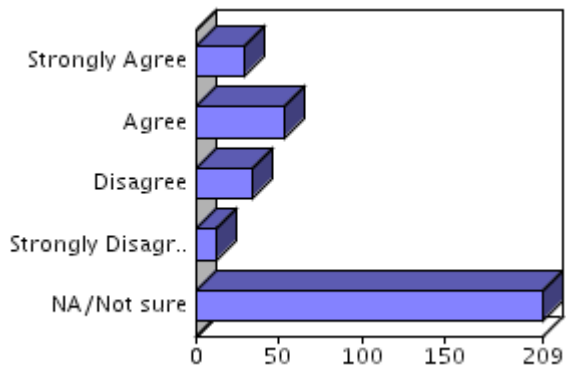
31. Final budget allocations are relayed to department-level personnel.



Option	Count	Percent	Cum. count	Cum. percent	Cum. sum
1. Strongly Agree	38	11.28%	38	11.28%	38
2. Agree	67	19.88%	105	31.16%	172
3. Disagree	24	7.12%	129	38.28%	244
4. Strongly Disagree	10	2.97%	139	41.25%	284
5. NA/Not sure	198	58.75%	337	100.0%	1274
Total	337	100%	337	100%	1274

Total responses: 337

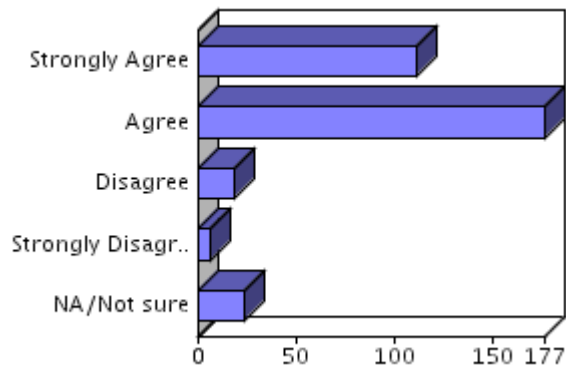
32. Budget transfers are clear and made known to the programs involved.



Option	Count	Percent	Cum. count	Cum. percent	Cum. sum
1. Strongly Agree	29	8.61%	29	8.61%	29
2. Agree	53	15.73%	82	24.33%	135
3. Disagree	34	10.09%	116	34.42%	237
4. Strongly Disagree	12	3.56%	128	37.98%	285
5. NA/Not sure	209	62.02%	337	100.0%	1330
Total	337	100%	337	100%	1330

Total responses: 337

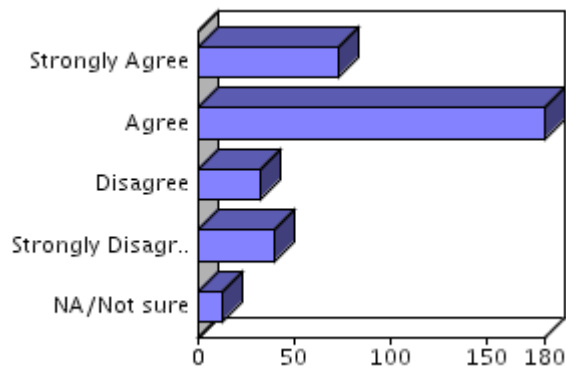
33. Payroll services are adequate to meet my needs.



Option	Count	Percent	Cum. count	Cum. percent	Cum. sum
1. Strongly Agree	112	33.23%	112	33.23%	112
2. Agree	177	52.52%	289	85.76%	466
3. Disagree	18	5.34%	307	91.1%	520
4. Strongly Disagree	6	1.78%	313	92.88%	544
5. NA/Not sure	24	7.12%	337	100.0%	664
Total	337	100%	337	100%	664

Total responses: 337

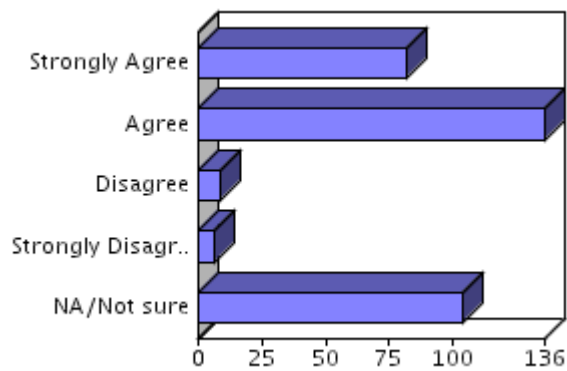
34. Services for parking are satisfactory for my needs.



Option	Count	Percent	Cum. count	Cum. percent	Cum. sum
1. Strongly Agree	73	21.66%	73	21.66%	73
2. Agree	180	53.41%	253	75.07%	433
3. Disagree	32	9.5%	285	84.57%	529
4. Strongly Disagree	40	11.87%	325	96.44%	689
5. NA/Not sure	12	3.56%	337	100.0%	749
Total	337	100%	337	100%	749

Total responses: 337

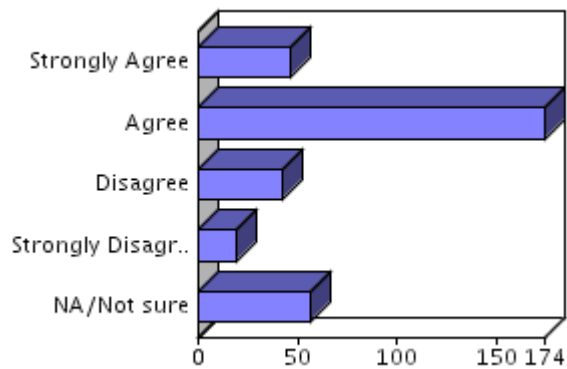
35. My travel requests are processed within a reasonable time.



Option	Count	Percent	Cum. count	Cum. percent	Cum. sum
1. Strongly Agree	82	24.33%	82	24.33%	82
2. Agree	136	40.36%	218	64.69%	354
3. Disagree	9	2.67%	227	67.36%	381
4. Strongly Disagree	6	1.78%	233	69.14%	405
5. NA/Not sure	104	30.86%	337	100.0%	925
Total	337	100%	337	100%	925

Total responses: 337

36. Information regarding new forms and policy are conveyed in an effective manner.

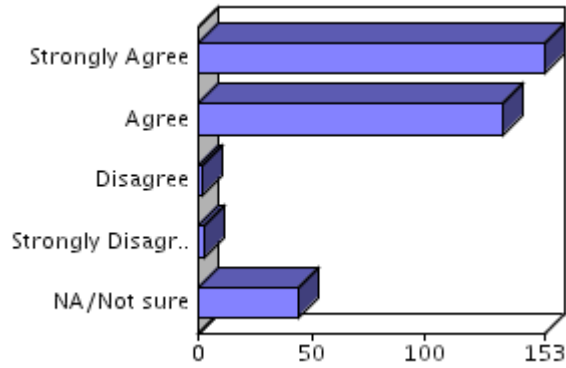


Option	Count	Percent	Cum. count	Cum. percent	Cum. sum
1. Strongly Agree	46	13.65%	46	13.65%	46
2. Agree	174	51.63%	220	65.28%	394
3. Disagree	42	12.46%	262	77.74%	520
4. Strongly Disagree	19	5.64%	281	83.38%	596
5. NA/Not sure	56	16.62%	337	100.0%	876
Total	337	100%	337	100%	876

Total responses: 337

Purchasing/Receiving, Inventory, Mailroom

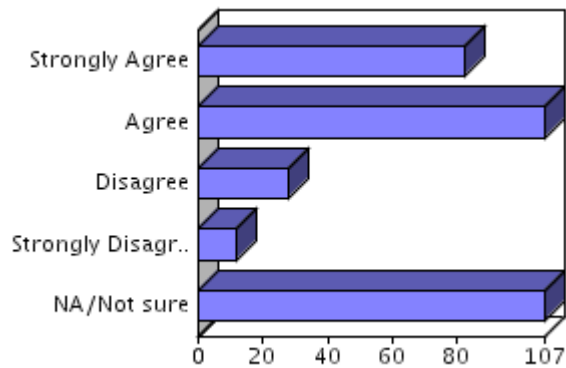
37. Staff is courteous and helpful.



Option	Count	Percent	Cum. count	Cum. percent	Cum. sum
1. Strongly Agree	153	45.54%	153	45.54%	153
2. Agree	134	39.88%	287	85.42%	421
3. Disagree	2	0.6%	289	86.01%	427
4. Strongly Disagree	3	0.89%	292	86.9%	439
5. NA/Not sure	44	13.1%	336	100.0%	659
Total	336	100%	336	100%	659

Total responses: 336

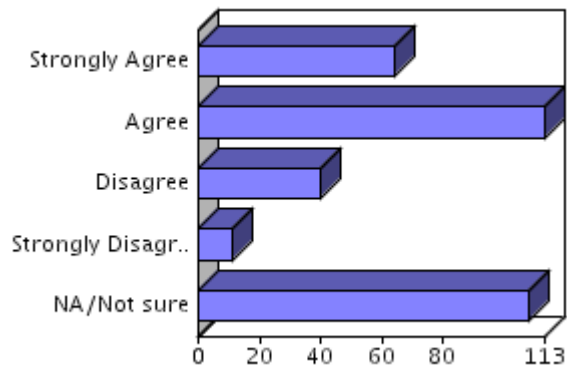
38. My purchase requisitions are processed within a reasonable time.



Option	Count	Percent	Cum. count	Cum. percent	Cum. sum
1. Strongly Agree	82	24.4%	82	24.4%	82
2. Agree	107	31.85%	189	56.25%	296
3. Disagree	28	8.33%	217	64.58%	380
4. Strongly Disagree	12	3.57%	229	68.15%	428
5. NA/Not sure	107	31.85%	336	100.0%	963
Total	336	100%	336	100%	963

Total responses: 336

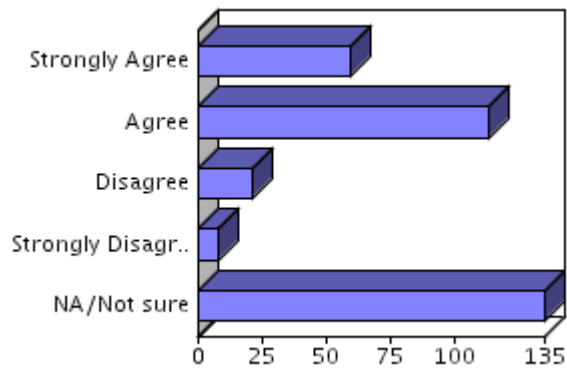
39. Purchasing policies and procedures are communicated and easy to follow.



Option	Count	Percent	Cum. count	Cum. percent	Cum. sum
1. Strongly Agree	64	19.05%	64	19.05%	64
2. Agree	113	33.63%	177	52.68%	290
3. Disagree	40	11.9%	217	64.58%	410
4. Strongly Disagree	11	3.27%	228	67.86%	454
5. NA/Not sure	108	32.14%	336	100.0%	994
Total	336	100%	336	100%	994

Total responses: 336

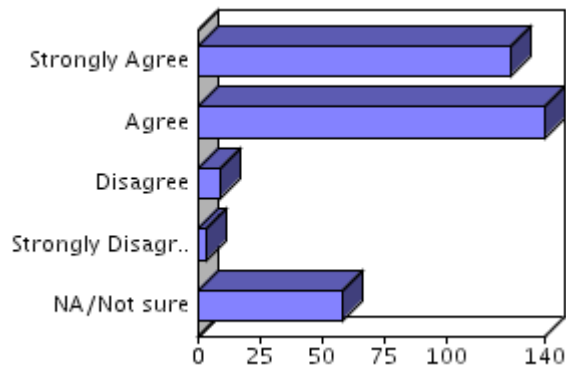
40. Inventory procedures are effectively communicated and easy to follow.



Option	Count	Percent	Cum. count	Cum. percent	Cum. sum
1. Strongly Agree	59	17.56%	59	17.56%	59
2. Agree	113	33.63%	172	51.19%	285
3. Disagree	21	6.25%	193	57.44%	348
4. Strongly Disagree	8	2.38%	201	59.82%	380
5. NA/Not sure	135	40.18%	336	100.0%	1055
Total	336	100%	336	100%	1055

Total responses: 336

41. Mailroom services are satisfactory.

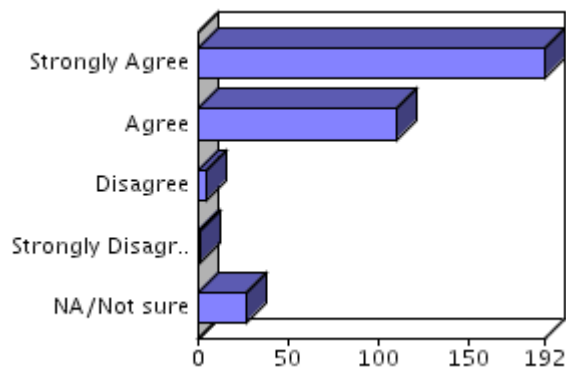


Option	Count	Percent	Cum. count	Cum. percent	Cum. sum
1. Strongly Agree	126	37.5%	126	37.5%	126
2. Agree	140	41.67%	266	79.17%	406
3. Disagree	9	2.68%	275	81.85%	433
4. Strongly Disagree	3	0.89%	278	82.74%	445
5. NA/Not sure	58	17.26%	336	100.0%	735
Total	336	100%	336	100%	735

Total responses: 336

Information Technology Services

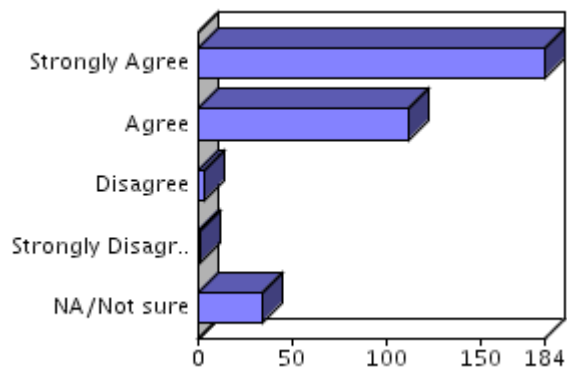
42. Staff is courteous and helpful.



Option	Count	Percent	Cum. count	Cum. percent	Cum. sum
1. Strongly Agree	192	57.49%	192	57.49%	192
2. Agree	110	32.93%	302	90.42%	412
3. Disagree	4	1.2%	306	91.62%	424
4. Strongly Disagree	1	0.3%	307	91.92%	428
5. NA/Not sure	27	8.08%	334	100.0%	563
Total	334	100%	334	100%	563

Total responses: 334

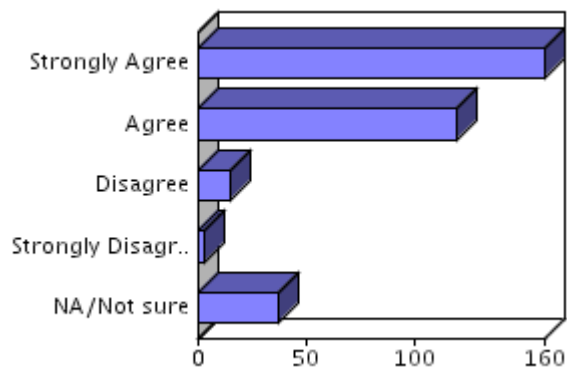
43. Helpdesk calls/requests for services are handled within a reasonable time.



Option	Count	Percent	Cum. count	Cum. percent	Cum. sum
1. Strongly Agree	184	55.09%	184	55.09%	184
2. Agree	112	33.53%	296	88.62%	408
3. Disagree	3	0.9%	299	89.52%	417
4. Strongly Disagree	1	0.3%	300	89.82%	421
5. NA/Not sure	34	10.18%	334	100.0%	591
Total	334	100%	334	100%	591

Total responses: 334

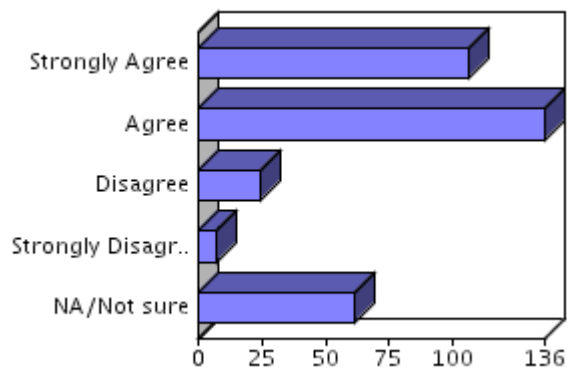
44. Technical support provided by information technology services is adequate for my needs.



Option	Count	Percent	Cum. count	Cum. percent	Cum. sum
1. Strongly Agree	160	47.9%	160	47.9%	160
2. Agree	119	35.63%	279	83.53%	398
3. Disagree	15	4.49%	294	88.02%	443
4. Strongly Disagree	3	0.9%	297	88.92%	455
5. NA/Not sure	37	11.08%	334	100.0%	640
Total	334	100%	334	100%	640

Total responses: 334

45. Training for the use of computers and software meets my needs.

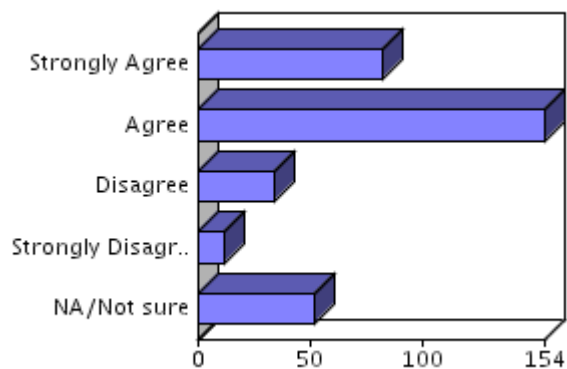


Option	Count	Percent	Cum. count	Cum. percent	Cum. sum
1. Strongly Agree	106	31.74%	106	31.74%	106
2. Agree	136	40.72%	242	72.46%	378
3. Disagree	24	7.19%	266	79.64%	450
4. Strongly Disagree	7	2.1%	273	81.74%	478
5. NA/Not sure	61	18.26%	334	100.0%	783
Total	334	100%	334	100%	783

Total responses: 334

Information Technology

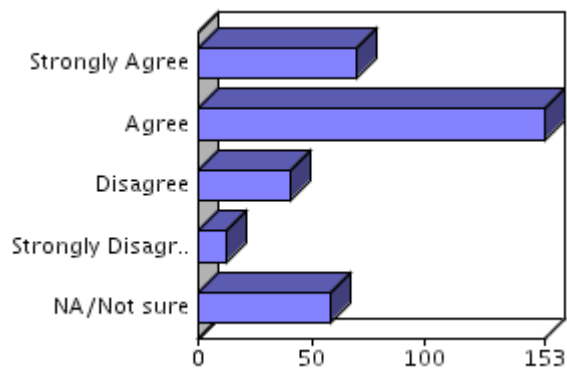
46. Information technology available at CFCC is adequate to meet the needs of the college.



Option	Count	Percent	Cum. count	Cum. percent	Cum. sum
1. Strongly Agree	82	24.55%	82	24.55%	82
2. Agree	154	46.11%	236	70.66%	390
3. Disagree	34	10.18%	270	80.84%	492
4. Strongly Disagree	12	3.59%	282	84.43%	540
5. NA/Not sure	52	15.57%	334	100.0%	800
Total	334	100%	334	100%	800

Total responses: 334

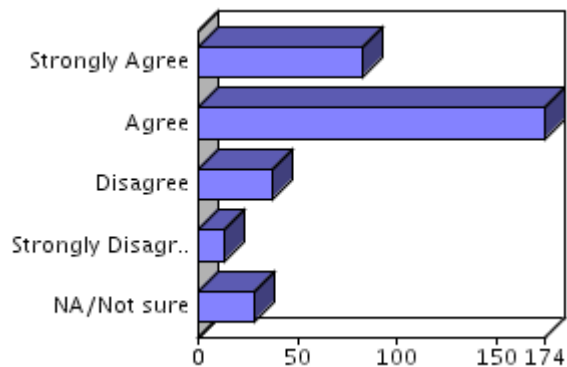
47. Replacement of college computers and software is consistent with current technology.



Option	Count	Percent	Cum. count	Cum. percent	Cum. sum
1. Strongly Agree	70	20.96%	70	20.96%	70
2. Agree	153	45.81%	223	66.77%	376
3. Disagree	41	12.28%	264	79.04%	499
4. Strongly Disagree	12	3.59%	276	82.63%	547
5. NA/Not sure	58	17.37%	334	100.0%	837
Total	334	100%	334	100%	837

Total responses: 334

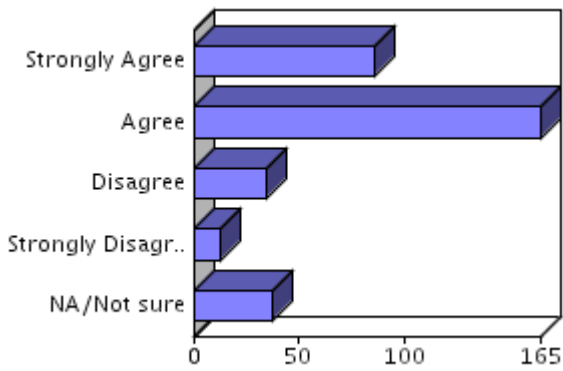
48. Computer equipment in my work area is adequate for my needs.



Option	Count	Percent	Cum. count	Cum. percent	Cum. sum
1. Strongly Agree	82	24.55%	82	24.55%	82
2. Agree	174	52.1%	256	76.65%	430
3. Disagree	37	11.08%	293	87.72%	541
4. Strongly Disagree	13	3.89%	306	91.62%	593
5. NA/Not sure	28	8.38%	334	100.0%	733
Total	334	100%	334	100%	733

Total responses: 334

49. Computer software in my work area is up-to-date and adequate for my needs.

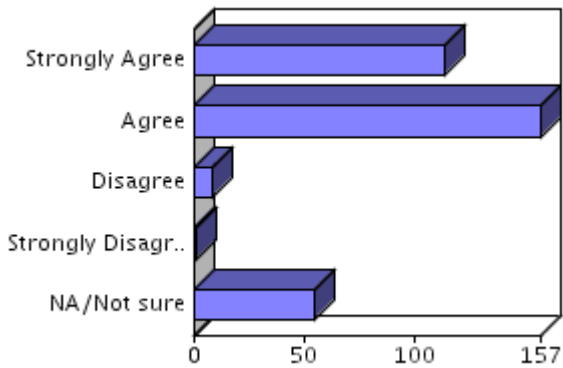


Option	Count	Percent	Cum. count	Cum. percent	Cum. sum
1. Strongly Agree	86	25.75%	86	25.75%	86
2. Agree	165	49.4%	251	75.15%	416
3. Disagree	34	10.18%	285	85.33%	518
4. Strongly Disagree	12	3.59%	297	88.92%	566
5. NA/Not sure	37	11.08%	334	100.0%	751
Total	334	100%	334	100%	751

Total responses: 334

Bookstore

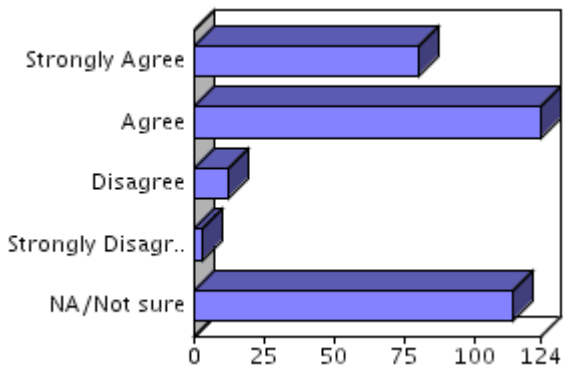
50. Staff is courteous and helpful.



Option	Count	Percent	Cum. count	Cum. percent	Cum. sum
1. Strongly Agree	113	33.93%	113	33.93%	113
2. Agree	157	47.15%	270	81.08%	427
3. Disagree	8	2.4%	278	83.48%	451
4. Strongly Disagree	1	0.3%	279	83.78%	455
5. NA/Not sure	54	16.22%	333	100.0%	725
Total	333	100%	333	100%	725

Total responses: 333

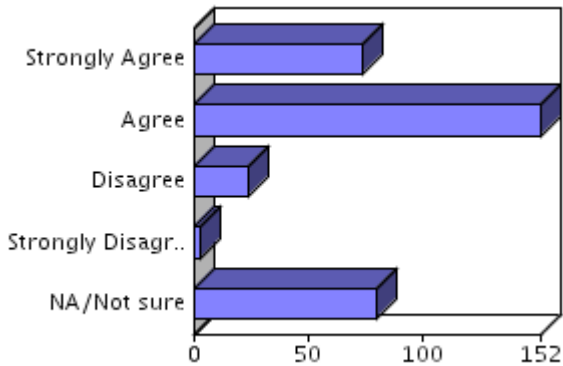
51. Required texts and materials are available for students and classroom use in a reasonable time.



Option	Count	Percent	Cum. count	Cum. percent	Cum. sum
1. Strongly Agree	80	24.02%	80	24.02%	80
2. Agree	124	37.24%	204	61.26%	328
3. Disagree	12	3.6%	216	64.86%	364
4. Strongly Disagree	3	0.9%	219	65.77%	376
5. NA/Not sure	114	34.23%	333	100.0%	946
Total	333	100%	333	100%	946

Total responses: 333

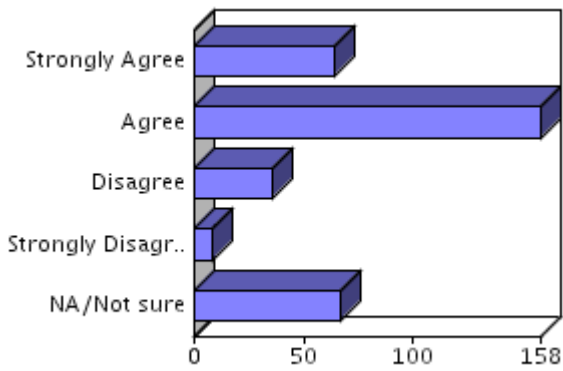
52. The hours of operation are satisfactory.



Option	Count	Percent	Cum. count	Cum. percent	Cum. sum
1. Strongly Agree	74	22.22%	74	22.22%	74
2. Agree	152	45.65%	226	67.87%	378
3. Disagree	24	7.21%	250	75.08%	450
4. Strongly Disagree	3	0.9%	253	75.98%	462
5. NA/Not sure	80	24.02%	333	100.0%	862
Total	333	100%	333	100%	862

Total responses: 333

53. CFCC faculty and staff are made aware of items available in the bookstore.

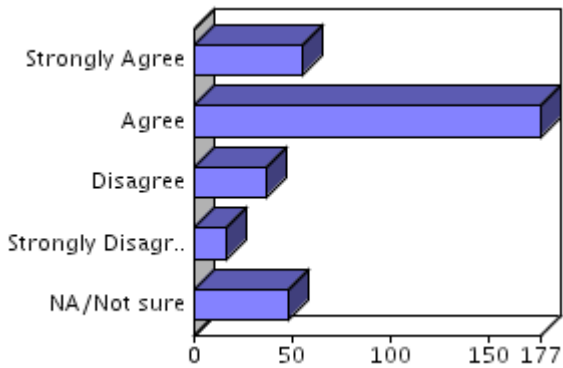


Option	Count	Percent	Cum. count	Cum. percent	Cum. sum
1. Strongly Agree	64	19.22%	64	19.22%	64
2. Agree	158	47.45%	222	66.67%	380
3. Disagree	36	10.81%	258	77.48%	488
4. Strongly Disagree	8	2.4%	266	79.88%	520
5. NA/Not sure	67	20.12%	333	100.0%	855
Total	333	100%	333	100%	855

Total responses: 333

Food Services

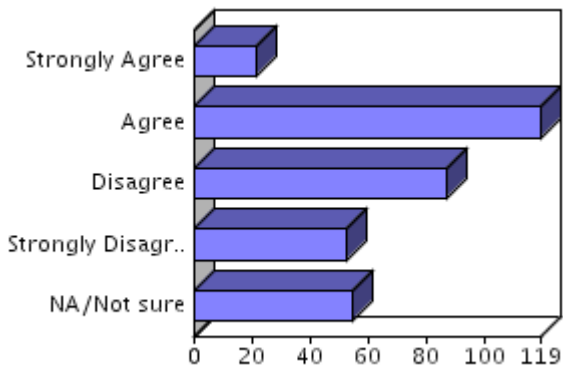
54. Staff is courteous and helpful.



Option	Count	Percent	Cum. count	Cum. percent	Cum. sum
1. Strongly Agree	55	16.52%	55	16.52%	55
2. Agree	177	53.15%	232	69.67%	409
3. Disagree	37	11.11%	269	80.78%	520
4. Strongly Disagree	16	4.8%	285	85.59%	584
5. NA/Not sure	48	14.41%	333	100.0%	824
Total	333	100%	333	100%	824

Total responses: 333

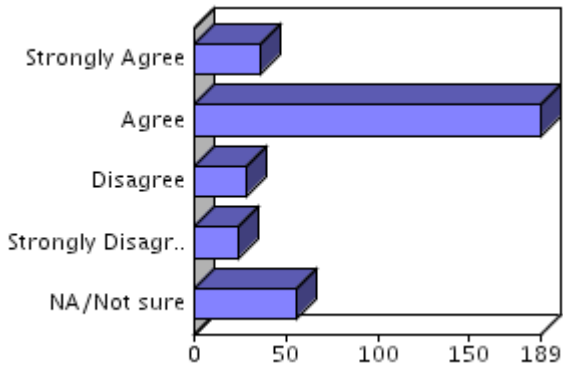
55. The quality and variety of food selections are satisfactory.



Option	Count	Percent	Cum. count	Cum. percent	Cum. sum
1. Strongly Agree	21	6.31%	21	6.31%	21
2. Agree	119	35.74%	140	42.04%	259
3. Disagree	87	26.13%	227	68.17%	520
4. Strongly Disagree	52	15.62%	279	83.78%	728
5. NA/Not sure	54	16.22%	333	100.0%	998
Total	333	100%	333	100%	998

Total responses: 333

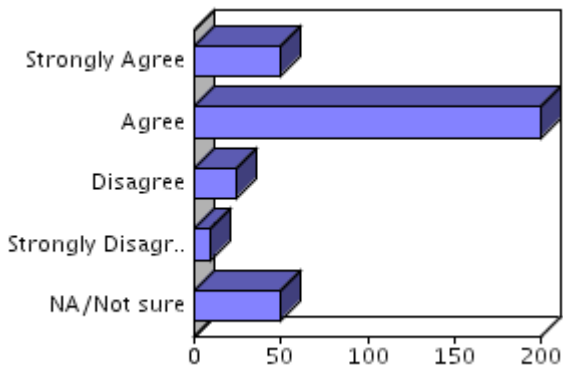
56. Hours of operation are satisfactory.



Option	Count	Percent	Cum. count	Cum. percent	Cum. sum
1. Strongly Agree	36	10.81%	36	10.81%	36
2. Agree	189	56.76%	225	67.57%	414
3. Disagree	28	8.41%	253	75.98%	498
4. Strongly Disagree	24	7.21%	277	83.18%	594
5. NA/Not sure	56	16.82%	333	100.0%	874
Total	333	100%	333	100%	874

Total responses: 333

57. Maintenance and cleanliness of the food services area are satisfactory.

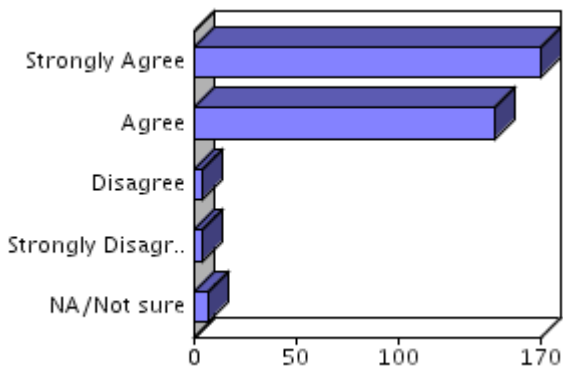


Option	Count	Percent	Cum. count	Cum. percent	Cum. sum
1. Strongly Agree	50	15.02%	50	15.02%	50
2. Agree	200	60.06%	250	75.08%	450
3. Disagree	24	7.21%	274	82.28%	522
4. Strongly Disagree	9	2.7%	283	84.98%	558
5. NA/Not sure	50	15.02%	333	100.0%	808
Total	333	100%	333	100%	808

Total responses: 333

Housekeeping Services

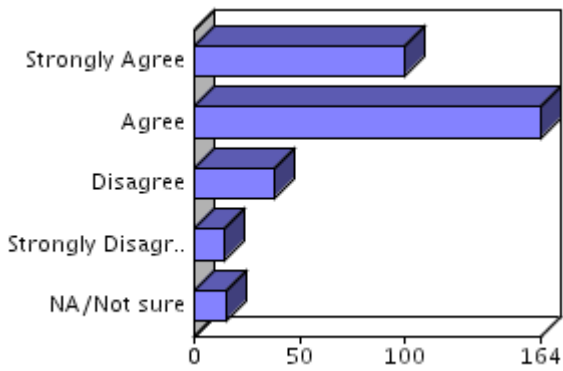
58. Staff is courteous and helpful.



Option	Count	Percent	Cum. count	Cum. percent	Cum. sum
1. Strongly Agree	170	51.2%	170	51.2%	170
2. Agree	147	44.28%	317	95.48%	464
3. Disagree	4	1.2%	321	96.69%	476
4. Strongly Disagree	4	1.2%	325	97.89%	492
5. NA/Not sure	7	2.11%	332	100.0%	527
Total	332	100%	332	100%	527

Total responses: 332

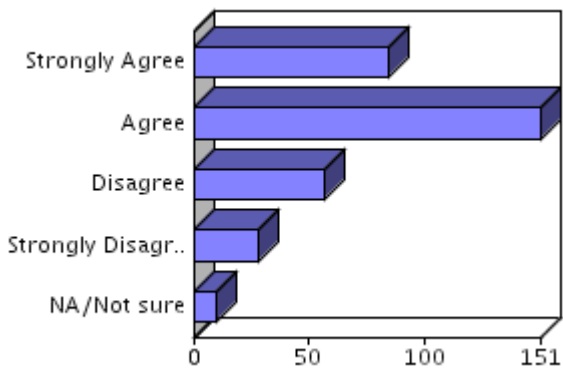
59. Variety and types of housekeeping services provided are adequate.



Option	Count	Percent	Cum. count	Cum. percent	Cum. sum
1. Strongly Agree	100	30.21%	100	30.21%	100
2. Agree	164	49.55%	264	79.76%	428
3. Disagree	38	11.48%	302	91.24%	542
4. Strongly Disagree	14	4.23%	316	95.47%	598
5. NA/Not sure	15	4.53%	331	100.0%	673
Total	331	100%	331	100%	673

Total responses: 331

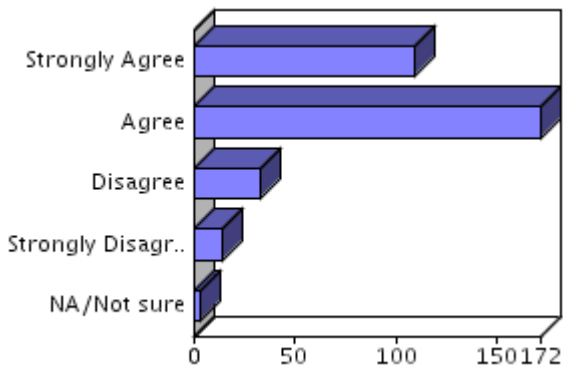
60. Buildings and classrooms are clean and well kept.



Option	Count	Percent	Cum. count	Cum. percent	Cum. sum
1. Strongly Agree	85	25.68%	85	25.68%	85
2. Agree	151	45.62%	236	71.3%	387
3. Disagree	57	17.22%	293	88.52%	558
4. Strongly Disagree	28	8.46%	321	96.98%	670
5. NA/Not sure	10	3.02%	331	100.0%	720
Total	331	100%	331	100%	720

Total responses: 331

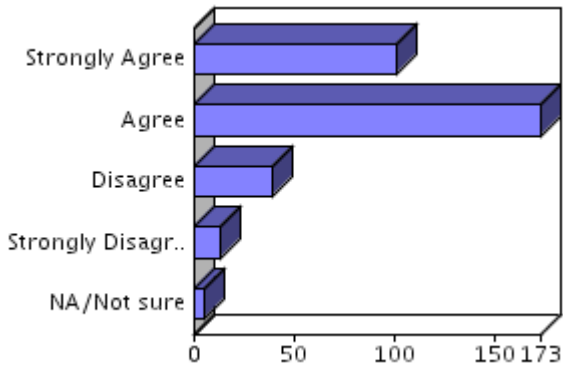
61. Bathrooms are clean and stocked adequately.



Option	Count	Percent	Cum. count	Cum. percent	Cum. sum
1. Strongly Agree	109	32.93%	109	32.93%	109
2. Agree	172	51.96%	281	84.89%	453
3. Disagree	33	9.97%	314	94.86%	552
4. Strongly Disagree	14	4.23%	328	99.09%	608
5. NA/Not sure	3	0.91%	331	100.0%	623
Total	331	100%	331	100%	623

Total responses: 331

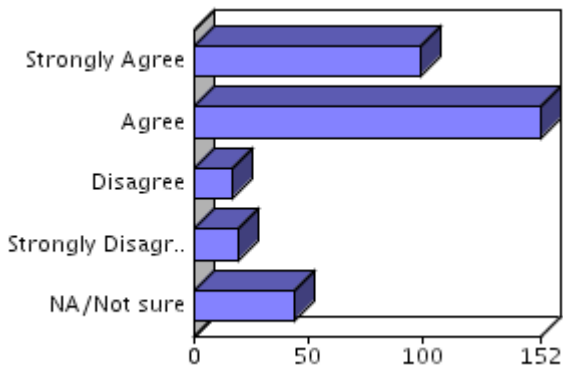
62. Overall, housekeeping services are satisfactory.



Option	Count	Percent	Cum. count	Cum. percent	Cum. sum
1. Strongly Agree	101	30.51%	101	30.51%	101
2. Agree	173	52.27%	274	82.78%	447
3. Disagree	39	11.78%	313	94.56%	564
4. Strongly Disagree	13	3.93%	326	98.49%	616
5. NA/Not sure	5	1.51%	331	100.0%	641
Total	331	100%	331	100%	641

Total responses: 331

63. Requests for specific needs are attended to in a timely manner.

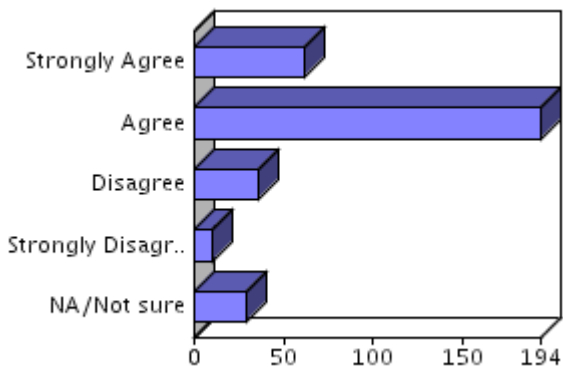


Option	Count	Percent	Cum. count	Cum. percent	Cum. sum
1. Strongly Agree	99	29.91%	99	29.91%	99
2. Agree	152	45.92%	251	75.83%	403
3. Disagree	17	5.14%	268	80.97%	454
4. Strongly Disagree	19	5.74%	287	86.71%	530
5. NA/Not sure	44	13.29%	331	100.0%	750
Total	331	100%	331	100%	750

Total responses: 331

Facilities Maintenance

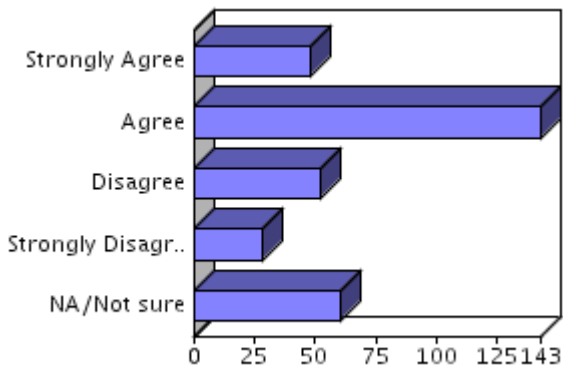
64. Staff is courteous and helpful.



Option	Count	Percent	Cum. count	Cum. percent	Cum. sum
1. Strongly Agree	62	18.73%	62	18.73%	62
2. Agree	194	58.61%	256	77.34%	450
3. Disagree	36	10.88%	292	88.22%	558
4. Strongly Disagree	10	3.02%	302	91.24%	598
5. NA/Not sure	29	8.76%	331	100.0%	743
Total	331	100%	331	100%	743

Total responses: 331

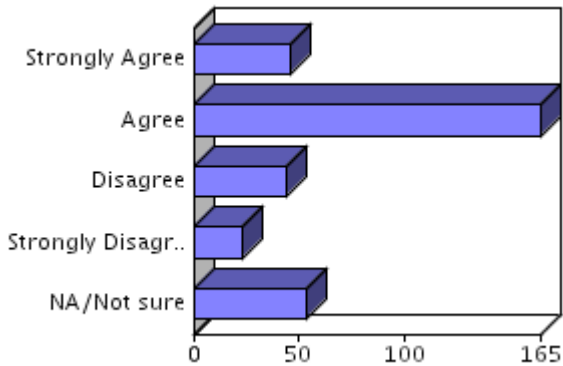
65. Staff responds to requests for services within a 5-day timeframe.



Option	Count	Percent	Cum. count	Cum. percent	Cum. sum
1. Strongly Agree	48	14.5%	48	14.5%	48
2. Agree	143	43.2%	191	57.7%	334
3. Disagree	52	15.71%	243	73.41%	490
4. Strongly Disagree	28	8.46%	271	81.87%	602
5. NA/Not sure	60	18.13%	331	100.0%	902
Total	331	100%	331	100%	902

Total responses: 331

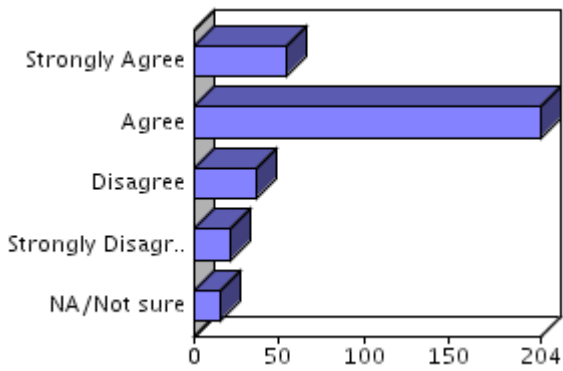
66. Procedures for requesting services are effectively communicated.



Option	Count	Percent	Cum. count	Cum. percent	Cum. sum
1. Strongly Agree	46	13.9%	46	13.9%	46
2. Agree	165	49.85%	211	63.75%	376
3. Disagree	44	13.29%	255	77.04%	508
4. Strongly Disagree	23	6.95%	278	83.99%	600
5. NA/Not sure	53	16.01%	331	100.0%	865
Total	331	100%	331	100%	865

Total responses: 331

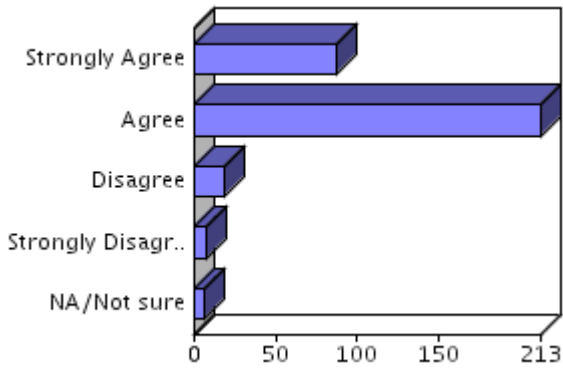
67. The buildings and grounds are maintained in good functional order.



Option	Count	Percent	Cum. count	Cum. percent	Cum. sum
1. Strongly Agree	54	16.31%	54	16.31%	54
2. Agree	204	61.63%	258	77.95%	462
3. Disagree	37	11.18%	295	89.12%	573
4. Strongly Disagree	21	6.34%	316	95.47%	657
5. NA/Not sure	15	4.53%	331	100.0%	732
Total	331	100%	331	100%	732

Total responses: 331

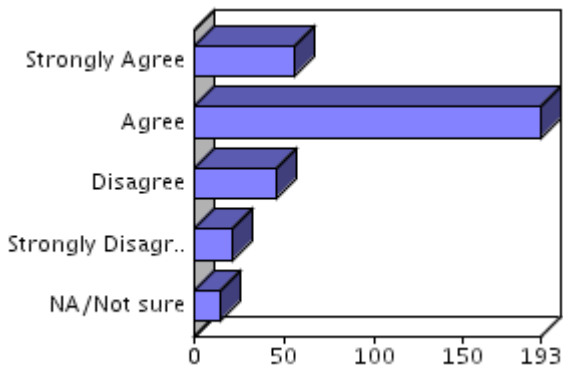
68. The general appearance of the college landscape is attractive and neat.



Option	Count	Percent	Cum. count	Cum. percent	Cum. sum
1. Strongly Agree	87	26.28%	87	26.28%	87
2. Agree	213	64.35%	300	90.63%	513
3. Disagree	18	5.44%	318	96.07%	567
4. Strongly Disagree	7	2.11%	325	98.19%	595
5. NA/Not sure	6	1.81%	331	100.0%	625
Total	331	100%	331	100%	625

Total responses: 331

69. Maintenance and upkeep of college facilities are satisfactory.

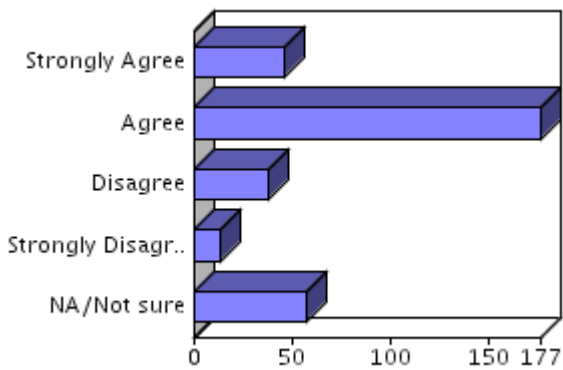


Option	Count	Percent	Cum. count	Cum. percent	Cum. sum
1. Strongly Agree	56	16.92%	56	16.92%	56
2. Agree	193	58.31%	249	75.23%	442
3. Disagree	46	13.9%	295	89.12%	580
4. Strongly Disagree	21	6.34%	316	95.47%	664
5. NA/Not sure	15	4.53%	331	100.0%	739
Total	331	100%	331	100%	739

Total responses: 331

Safety and Security

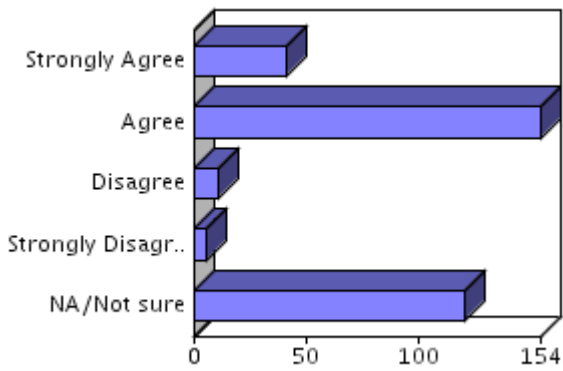
70. Emergency and evacuation procedures are adequate.



Option	Count	Percent	Cum. count	Cum. percent	Cum. sum
1. Strongly Agree	46	13.9%	46	13.9%	46
2. Agree	177	53.47%	223	67.37%	400
3. Disagree	38	11.48%	261	78.85%	514
4. Strongly Disagree	13	3.93%	274	82.78%	566
5. NA/Not sure	57	17.22%	331	100.0%	851
Total	331	100%	331	100%	851

Total responses: 331

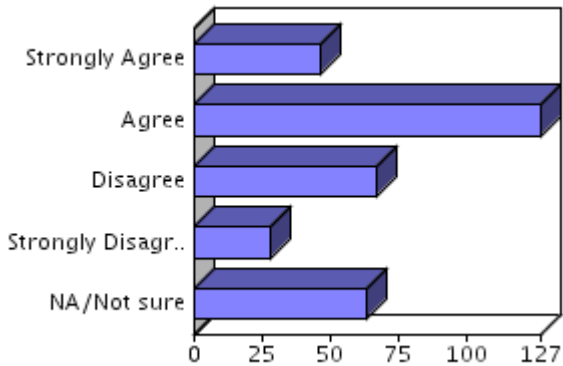
71. CFCC has a safety plan that is updated periodically and available on the CFCC Intranet.



Option	Count	Percent	Cum. count	Cum. percent	Cum. sum
1. Strongly Agree	41	12.39%	41	12.39%	41
2. Agree	154	46.53%	195	58.91%	349
3. Disagree	11	3.32%	206	62.24%	382
4. Strongly Disagree	5	1.51%	211	63.75%	402
5. NA/Not sure	120	36.25%	331	100.0%	1002
Total	331	100%	331	100%	1002

Total responses: 331

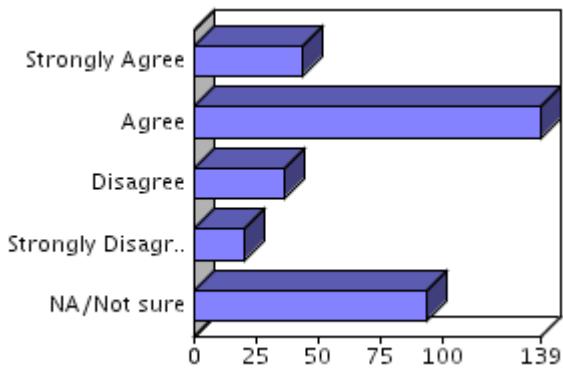
72. I know where to go for first aid services.



Option	Count	Percent	Cum. count	Cum. percent	Cum. sum
1. Strongly Agree	46	13.9%	46	13.9%	46
2. Agree	127	38.37%	173	52.27%	300
3. Disagree	67	20.24%	240	72.51%	501
4. Strongly Disagree	28	8.46%	268	80.97%	613
5. NA/Not sure	63	19.03%	331	100.0%	928
Total	331	100%	331	100%	928

Total responses: 331

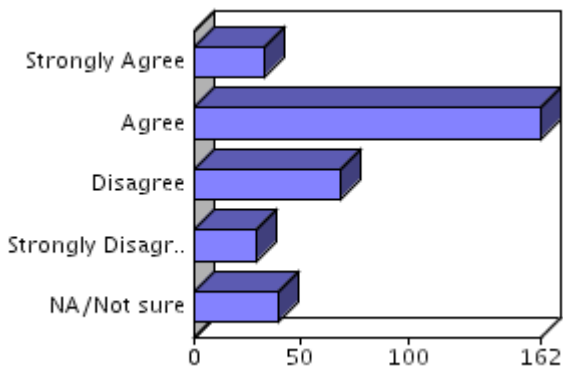
73. Prompt action is taken when a security or safety problem arises.



Option	Count	Percent	Cum. count	Cum. percent	Cum. sum
1. Strongly Agree	43	12.99%	43	12.99%	43
2. Agree	139	41.99%	182	54.98%	321
3. Disagree	36	10.88%	218	65.86%	429
4. Strongly Disagree	20	6.04%	238	71.9%	509
5. NA/Not sure	93	28.1%	331	100.0%	974
Total	331	100%	331	100%	974

Total responses: 331

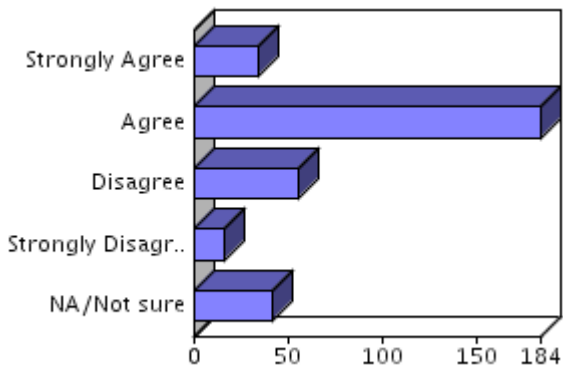
74. Campus security is satisfactory.



Option	Count	Percent	Cum. count	Cum. percent	Cum. sum
1. Strongly Agree	33	9.97%	33	9.97%	33
2. Agree	162	48.94%	195	58.91%	357
3. Disagree	68	20.54%	263	79.46%	561
4. Strongly Disagree	29	8.76%	292	88.22%	677
5. NA/Not sure	39	11.78%	331	100.0%	872
Total	331	100%	331	100%	872

Total responses: 331

75. Lighting in parking areas is adequate.

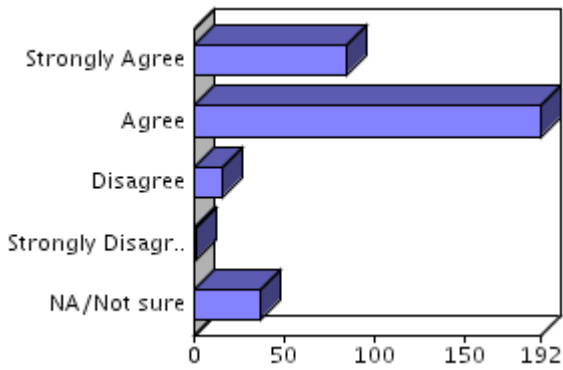


Option	Count	Percent	Cum. count	Cum. percent	Cum. sum
1. Strongly Agree	34	10.27%	34	10.27%	34
2. Agree	184	55.59%	218	65.86%	402
3. Disagree	55	16.62%	273	82.48%	567
4. Strongly Disagree	16	4.83%	289	87.31%	631
5. NA/Not sure	42	12.69%	331	100.0%	841
Total	331	100%	331	100%	841

Total responses: 331

Personnel Office

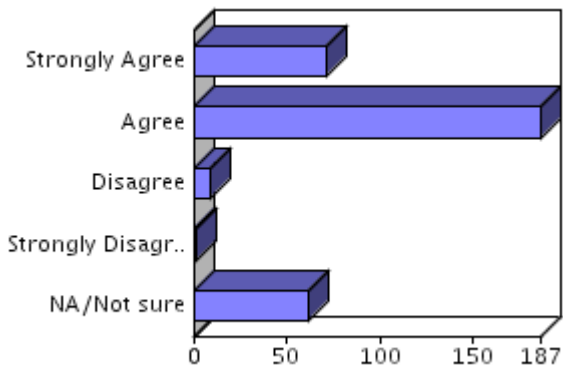
76. Staff is knowledgeable about policies and procedures.



Option	Count	Percent	Cum. count	Cum. percent	Cum. sum
1. Strongly Agree	84	25.45%	84	25.45%	84
2. Agree	192	58.18%	276	83.64%	468
3. Disagree	16	4.85%	292	88.48%	516
4. Strongly Disagree	1	0.3%	293	88.79%	520
5. NA/Not sure	37	11.21%	330	100.0%	705
Total	330	100%	330	100%	705

Total responses: 330

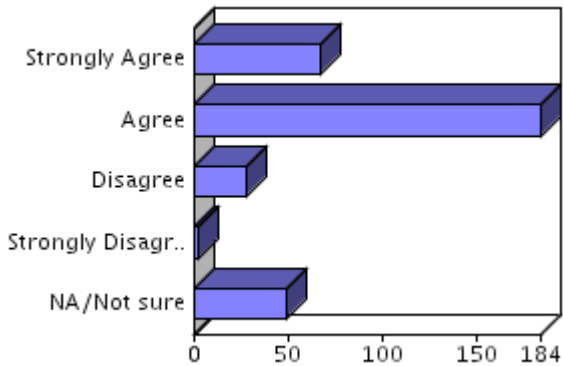
77. Staff follows policies and procedures and administers them accordingly.



Option	Count	Percent	Cum. count	Cum. percent	Cum. sum
1. Strongly Agree	71	21.52%	71	21.52%	71
2. Agree	187	56.67%	258	78.18%	445
3. Disagree	9	2.73%	267	80.91%	472
4. Strongly Disagree	1	0.3%	268	81.21%	476
5. NA/Not sure	62	18.79%	330	100.0%	786
Total	330	100%	330	100%	786

Total responses: 330

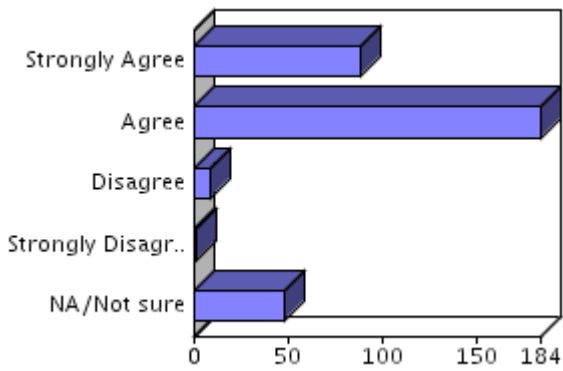
78. Personnel policies are communicated effectively.



Option	Count	Percent	Cum. count	Cum. percent	Cum. sum
1. Strongly Agree	67	20.3%	67	20.3%	67
2. Agree	184	55.76%	251	76.06%	435
3. Disagree	28	8.48%	279	84.55%	519
4. Strongly Disagree	2	0.61%	281	85.15%	527
5. NA/Not sure	49	14.85%	330	100.0%	772
Total	330	100%	330	100%	772

Total responses: 330

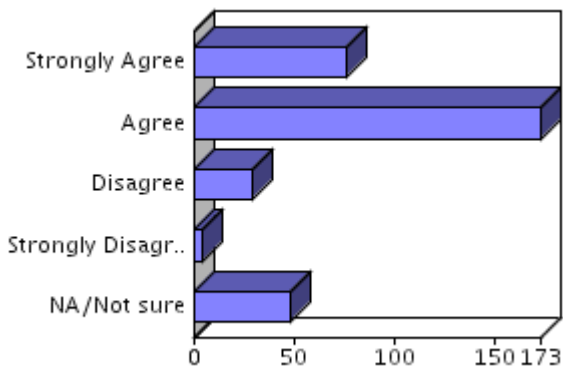
79. Personnel office staff provides valuable services to the college



Option	Count	Percent	Cum. count	Cum. percent	Cum. sum
1. Strongly Agree	88	26.67%	88	26.67%	88
2. Agree	184	55.76%	272	82.42%	456
3. Disagree	9	2.73%	281	85.15%	483
4. Strongly Disagree	1	0.3%	282	85.45%	487
5. NA/Not sure	48	14.55%	330	100.0%	727
Total	330	100%	330	100%	727

Total responses: 330

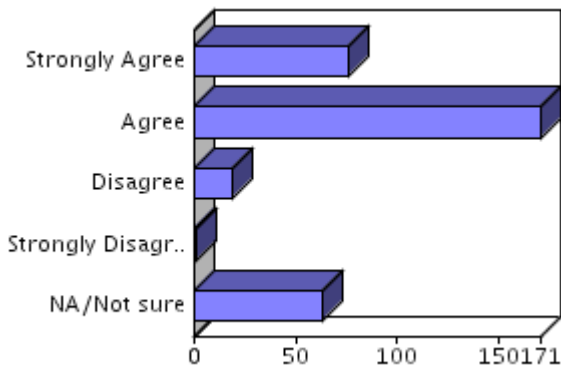
80. Benefit information is provided and explained in a manner that is easily understood.



Option	Count	Percent	Cum. count	Cum. percent	Cum. sum
1. Strongly Agree	76	23.03%	76	23.03%	76
2. Agree	173	52.42%	249	75.45%	422
3. Disagree	29	8.79%	278	84.24%	509
4. Strongly Disagree	4	1.21%	282	85.45%	525
5. NA/Not sure	48	14.55%	330	100.0%	765
Total	330	100%	330	100%	765

Total responses: 330

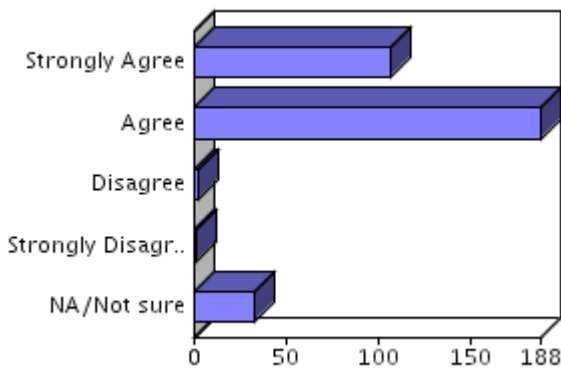
81. Benefit enrollments are handled properly.



Option	Count	Percent	Cum. count	Cum. percent	Cum. sum
1. Strongly Agree	76	23.03%	76	23.03%	76
2. Agree	171	51.82%	247	74.85%	418
3. Disagree	19	5.76%	266	80.61%	475
4. Strongly Disagree	1	0.3%	267	80.91%	479
5. NA/Not sure	63	19.09%	330	100.0%	794
Total	330	100%	330	100%	794

Total responses: 330

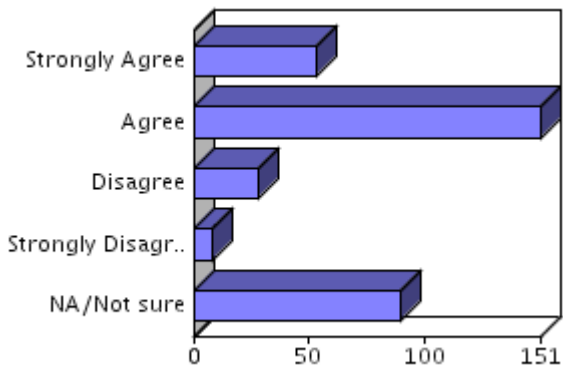
82. I am aware that an open enrollment period is held annually for employees to change their benefit elections.



Option	Count	Percent	Cum. count	Cum. percent	Cum. sum
1. Strongly Agree	106	32.12%	106	32.12%	106
2. Agree	188	56.97%	294	89.09%	482
3. Disagree	2	0.61%	296	89.7%	488
4. Strongly Disagree	1	0.3%	297	90.0%	492
5. NA/Not sure	33	10.0%	330	100.0%	657
Total	330	100%	330	100%	657

Total responses: 330

83. Personnel recruitment process is handled in an organized, consistent manner in accordance with college policies.

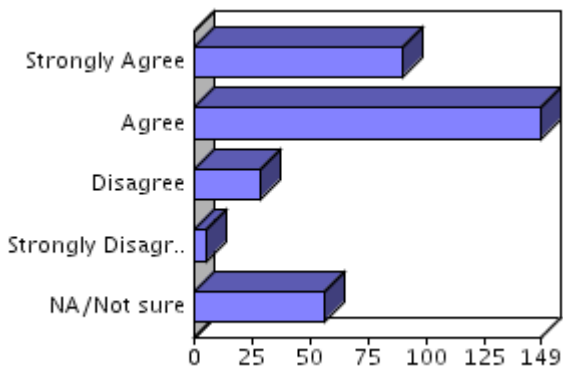


Option	Count	Percent	Cum. count	Cum. percent	Cum. sum
1. Strongly Agree	53	16.06%	53	16.06%	53
2. Agree	151	45.76%	204	61.82%	355
3. Disagree	28	8.48%	232	70.3%	439
4. Strongly Disagree	8	2.42%	240	72.73%	471
5. NA/Not sure	90	27.27%	330	100.0%	921
Total	330	100%	330	100%	921

Total responses: 330

Student Development

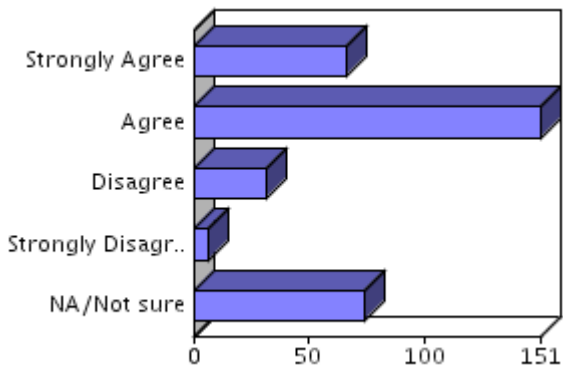
84. Staff is courteous and helpful with students, faculty and staff.



Option	Count	Percent	Cum. count	Cum. percent	Cum. sum
1. Strongly Agree	90	27.44%	90	27.44%	90
2. Agree	149	45.43%	239	72.87%	388
3. Disagree	28	8.54%	267	81.4%	472
4. Strongly Disagree	5	1.52%	272	82.93%	492
5. NA/Not sure	56	17.07%	328	100.0%	772
Total	328	100%	328	100%	772

Total responses: 328

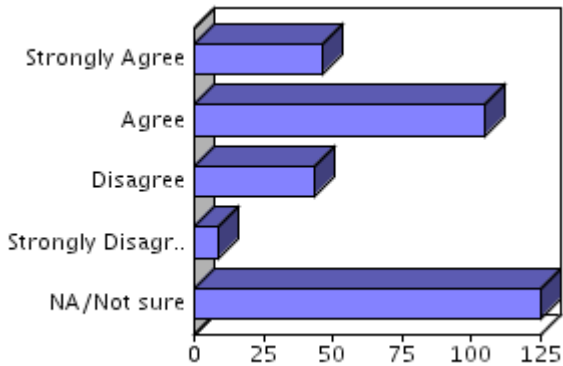
85. Policies and procedures accommodate students, faculty, and staff.



Option	Count	Percent	Cum. count	Cum. percent	Cum. sum
1. Strongly Agree	66	20.12%	66	20.12%	66
2. Agree	151	46.04%	217	66.16%	368
3. Disagree	31	9.45%	248	75.61%	461
4. Strongly Disagree	6	1.83%	254	77.44%	485
5. NA/Not sure	74	22.56%	328	100.0%	855
Total	328	100%	328	100%	855

Total responses: 328

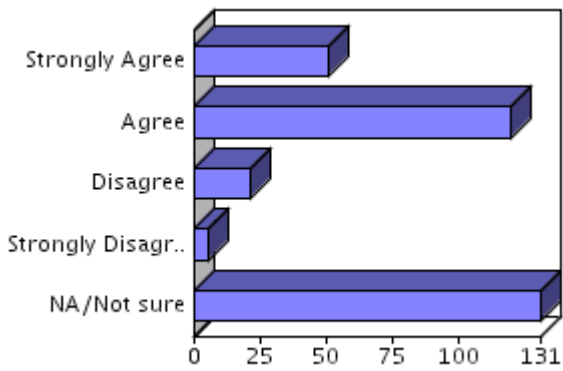
86. Student access to counselors is adequate.



Option	Count	Percent	Cum. count	Cum. percent	Cum. sum
1. Strongly Agree	46	14.02%	46	14.02%	46
2. Agree	105	32.01%	151	46.04%	256
3. Disagree	43	13.11%	194	59.15%	385
4. Strongly Disagree	9	2.74%	203	61.89%	421
5. NA/Not sure	125	38.11%	328	100.0%	1046
Total	328	100%	328	100%	1046

Total responses: 328

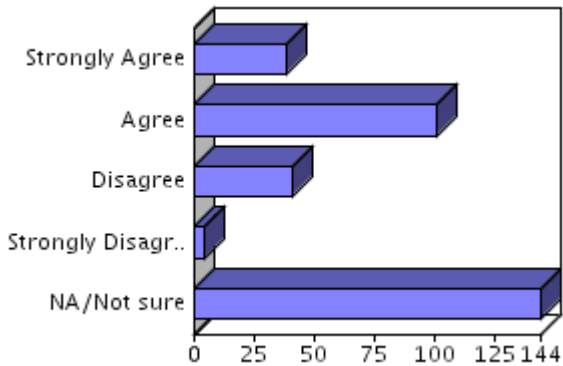
87. The placement testing is effective in placing students in appropriate level courses.



Option	Count	Percent	Cum. count	Cum. percent	Cum. sum
1. Strongly Agree	51	15.55%	51	15.55%	51
2. Agree	120	36.59%	171	52.13%	291
3. Disagree	21	6.4%	192	58.54%	354
4. Strongly Disagree	5	1.52%	197	60.06%	374
5. NA/Not sure	131	39.94%	328	100.0%	1029
Total	328	100%	328	100%	1029

Total responses: 328

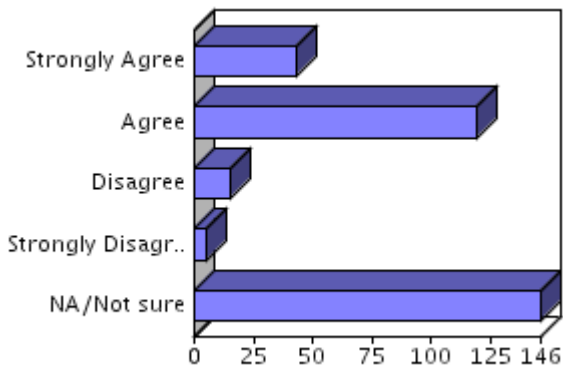
88. Orientation activities for new students are effective.



Option	Count	Percent	Cum. count	Cum. percent	Cum. sum
1. Strongly Agree	38	11.59%	38	11.59%	38
2. Agree	101	30.79%	139	42.38%	240
3. Disagree	41	12.5%	180	54.88%	363
4. Strongly Disagree	4	1.22%	184	56.1%	379
5. NA/Not sure	144	43.9%	328	100.0%	1099
Total	328	100%	328	100%	1099

Total responses: 328

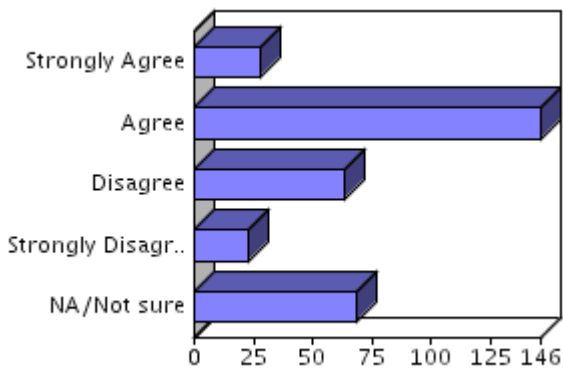
89. Student access to career and job center services is adequate.



Option	Count	Percent	Cum. count	Cum. percent	Cum. sum
1. Strongly Agree	43	13.11%	43	13.11%	43
2. Agree	119	36.28%	162	49.39%	281
3. Disagree	15	4.57%	177	53.96%	326
4. Strongly Disagree	5	1.52%	182	55.49%	346
5. NA/Not sure	146	44.51%	328	100.0%	1076
Total	328	100%	328	100%	1076

Total responses: 328

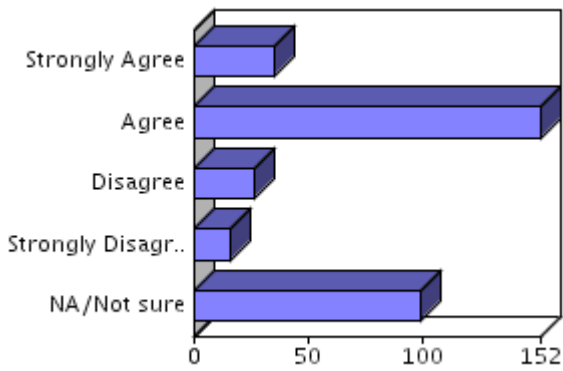
90. The registration process is satisfactory.



Option	Count	Percent	Cum. count	Cum. percent	Cum. sum
1. Strongly Agree	28	8.54%	28	8.54%	28
2. Agree	146	44.51%	174	53.05%	320
3. Disagree	63	19.21%	237	72.26%	509
4. Strongly Disagree	23	7.01%	260	79.27%	601
5. NA/Not sure	68	20.73%	328	100.0%	941
Total	328	100%	328	100%	941

Total responses: 328

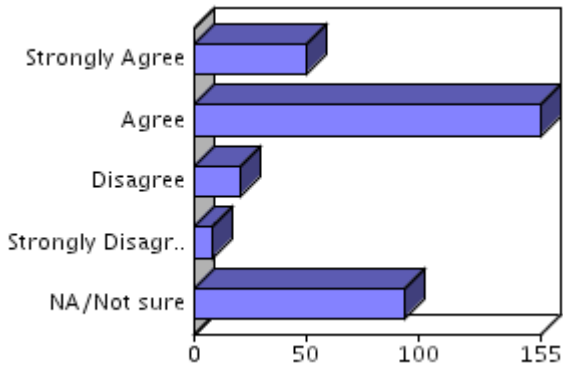
91. The TRAC process is satisfactory.



Option	Count	Percent	Cum. count	Cum. percent	Cum. sum
1. Strongly Agree	35	10.67%	35	10.67%	35
2. Agree	152	46.34%	187	57.01%	339
3. Disagree	26	7.93%	213	64.94%	417
4. Strongly Disagree	16	4.88%	229	69.82%	481
5. NA/Not sure	99	30.18%	328	100.0%	976
Total	328	100%	328	100%	976

Total responses: 328

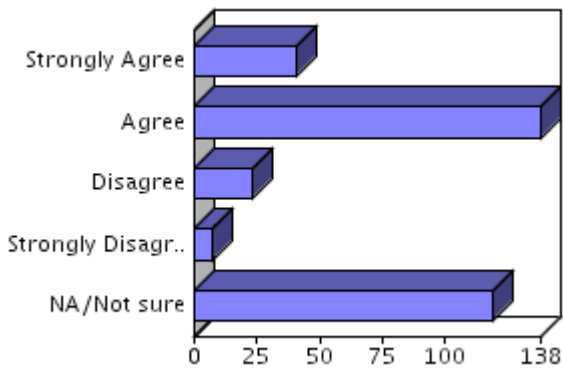
92. Services of the registrar's office are adequate to meet my needs.



Option	Count	Percent	Cum. count	Cum. percent	Cum. sum
1. Strongly Agree	50	15.24%	50	15.24%	50
2. Agree	155	47.26%	205	62.5%	360
3. Disagree	21	6.4%	226	68.9%	423
4. Strongly Disagree	8	2.44%	234	71.34%	455
5. NA/Not sure	94	28.66%	328	100.0%	925
Total	328	100%	328	100%	925

Total responses: 328

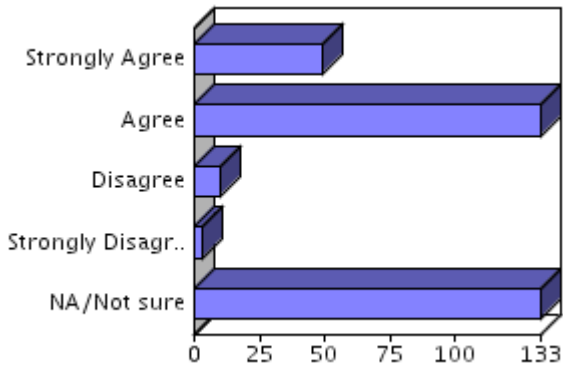
93. Recruiting activities and materials effectively portray the college.



Option	Count	Percent	Cum. count	Cum. percent	Cum. sum
1. Strongly Agree	41	12.5%	41	12.5%	41
2. Agree	138	42.07%	179	54.57%	317
3. Disagree	23	7.01%	202	61.59%	386
4. Strongly Disagree	7	2.13%	209	63.72%	414
5. NA/Not sure	119	36.28%	328	100.0%	1009
Total	328	100%	328	100%	1009

Total responses: 328

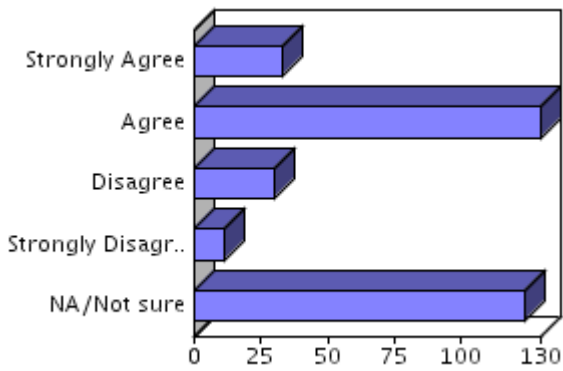
94. Student data requested is provided in a timely manner.



Option	Count	Percent	Cum. count	Cum. percent	Cum. sum
1. Strongly Agree	49	14.94%	49	14.94%	49
2. Agree	133	40.55%	182	55.49%	315
3. Disagree	10	3.05%	192	58.54%	345
4. Strongly Disagree	3	0.91%	195	59.45%	357
5. NA/Not sure	133	40.55%	328	100.0%	1022
Total	328	100%	328	100%	1022

Total responses: 328

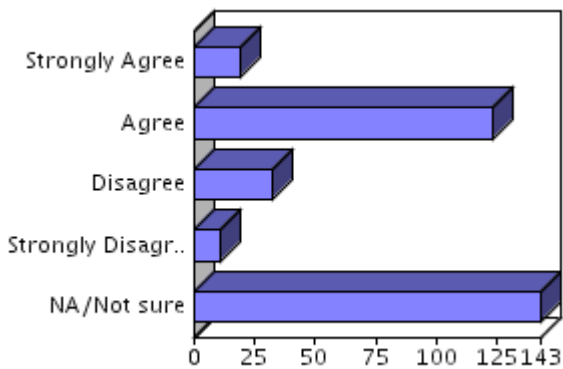
95. Student activities are effective in promoting student interests.



Option	Count	Percent	Cum. count	Cum. percent	Cum. sum
1. Strongly Agree	33	10.06%	33	10.06%	33
2. Agree	130	39.63%	163	49.7%	293
3. Disagree	30	9.15%	193	58.84%	383
4. Strongly Disagree	11	3.35%	204	62.2%	427
5. NA/Not sure	124	37.8%	328	100.0%	1047
Total	328	100%	328	100%	1047

Total responses: 328

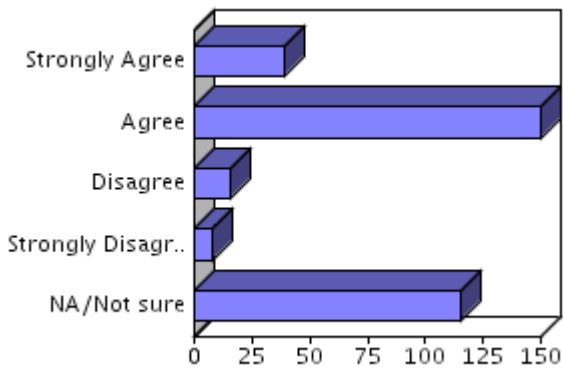
96. Student Government Association (SGA) is effective in promoting student interests.



Option	Count	Percent	Cum. count	Cum. percent	Cum. sum
1. Strongly Agree	19	5.79%	19	5.79%	19
2. Agree	123	37.5%	142	43.29%	265
3. Disagree	32	9.76%	174	53.05%	361
4. Strongly Disagree	11	3.35%	185	56.4%	405
5. NA/Not sure	143	43.6%	328	100.0%	1120
Total	328	100%	328	100%	1120

Total responses: 328

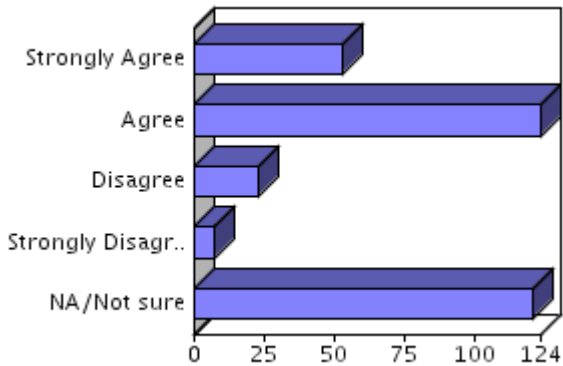
97. Student athletics are effective in promoting student interests.



Option	Count	Percent	Cum. count	Cum. percent	Cum. sum
1. Strongly Agree	39	11.89%	39	11.89%	39
2. Agree	150	45.73%	189	57.62%	339
3. Disagree	16	4.88%	205	62.5%	387
4. Strongly Disagree	8	2.44%	213	64.94%	419
5. NA/Not sure	115	35.06%	328	100.0%	994
Total	328	100%	328	100%	994

Total responses: 328

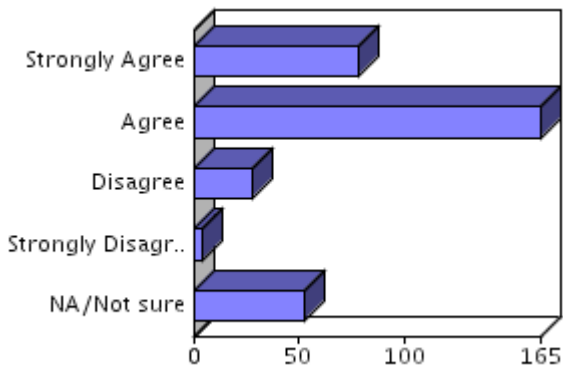
98. Financial aid assistance and information are readily available to students.



Option	Count	Percent	Cum. count	Cum. percent	Cum. sum
1. Strongly Agree	53	16.16%	53	16.16%	53
2. Agree	124	37.8%	177	53.96%	301
3. Disagree	23	7.01%	200	60.98%	370
4. Strongly Disagree	7	2.13%	207	63.11%	398
5. NA/Not sure	121	36.89%	328	100.0%	1003
Total	328	100%	328	100%	1003

Total responses: 328

99. Switchboard services are satisfactory.

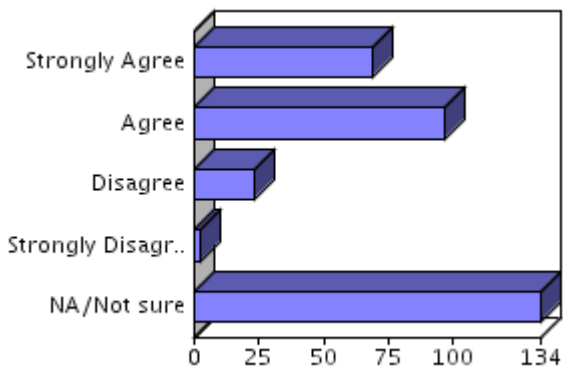


Option	Count	Percent	Cum. count	Cum. percent	Cum. sum
1. Strongly Agree	78	23.85%	78	23.85%	78
2. Agree	165	50.46%	243	74.31%	408
3. Disagree	28	8.56%	271	82.87%	492
4. Strongly Disagree	4	1.22%	275	84.1%	508
5. NA/Not sure	52	15.9%	327	100.0%	768
Total	327	100%	327	100%	768

Total responses: 327

Instruction

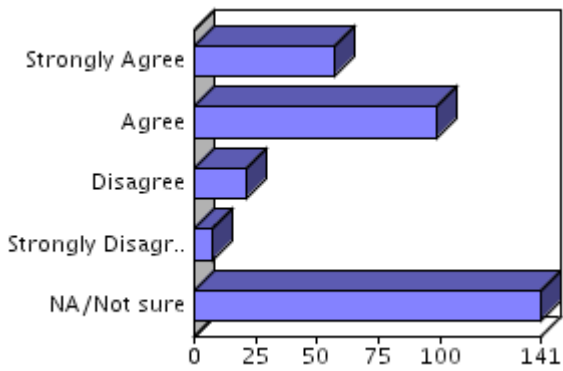
100. Supervision and communication are adequate.



Option	Count	Percent	Cum. count	Cum. percent	Cum. sum
1. Strongly Agree	69	21.23%	69	21.23%	69
2. Agree	97	29.85%	166	51.08%	263
3. Disagree	23	7.08%	189	58.15%	332
4. Strongly Disagree	2	0.62%	191	58.77%	340
5. NA/Not sure	134	41.23%	325	100.0%	1010
Total	325	100%	325	100%	1010

Total responses: 325

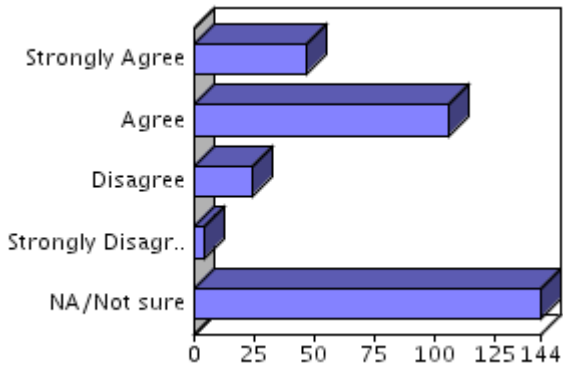
101. Administrative support meets my needs.



Option	Count	Percent	Cum. count	Cum. percent	Cum. sum
1. Strongly Agree	57	17.54%	57	17.54%	57
2. Agree	99	30.46%	156	48.0%	255
3. Disagree	21	6.46%	177	54.46%	318
4. Strongly Disagree	7	2.15%	184	56.62%	346
5. NA/Not sure	141	43.38%	325	100.0%	1051
Total	325	100%	325	100%	1051

Total responses: 325

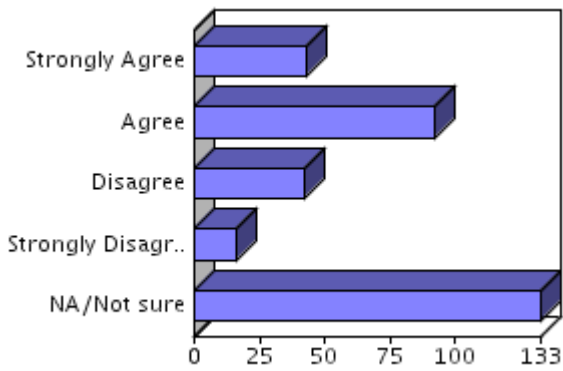
102. Technical support meets my needs.



Option	Count	Percent	Cum. count	Cum. percent	Cum. sum
1. Strongly Agree	47	14.46%	47	14.46%	47
2. Agree	106	32.62%	153	47.08%	259
3. Disagree	24	7.38%	177	54.46%	331
4. Strongly Disagree	4	1.23%	181	55.69%	347
5. NA/Not sure	144	44.31%	325	100.0%	1067
Total	325	100%	325	100%	1067

Total responses: 325

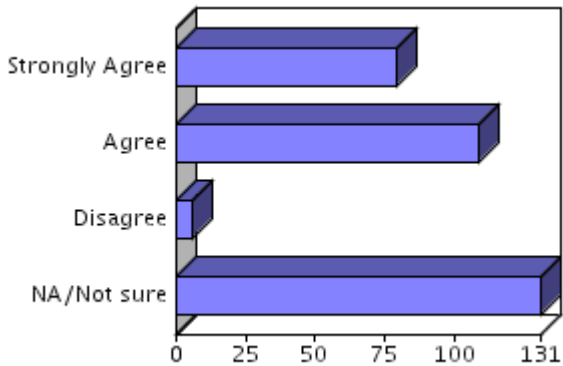
103. Facilities (classrooms, labs, and offices) are well-maintained and clean.



Option	Count	Percent	Cum. count	Cum. percent	Cum. sum
1. Strongly Agree	43	13.19%	43	13.19%	43
2. Agree	92	28.22%	135	41.41%	227
3. Disagree	42	12.88%	177	54.29%	353
4. Strongly Disagree	16	4.91%	193	59.2%	417
5. NA/Not sure	133	40.8%	326	100.0%	1082
Total	326	100%	326	100%	1082

Total responses: 326

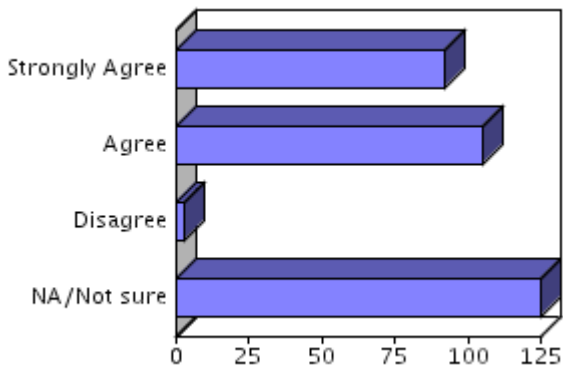
104. Faculty are courteous, helpful, and responsive to requests.



Option	Count	Percent	Cum. count	Cum. percent	Cum. sum
1. Strongly Agree	79	24.31%	79	24.31%	79
2. Agree	109	33.54%	188	57.85%	297
3. Disagree	6	1.85%	194	59.69%	315
5. NA/Not sure	131	40.31%	325	100.0%	970
Total	325	100%	325	100%	970

Total responses: 325

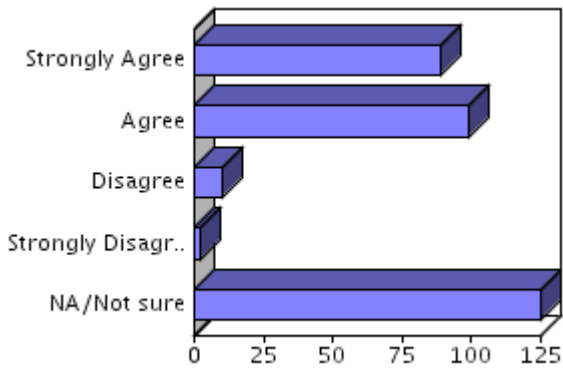
105. Instructional support staff (secretaries and technicians) are courteous, helpful, and responsive to your requests.



Option	Count	Percent	Cum. count	Cum. percent	Cum. sum
1. Strongly Agree	92	28.31%	92	28.31%	92
2. Agree	105	32.31%	197	60.62%	302
3. Disagree	3	0.92%	200	61.54%	311
5. NA/Not sure	125	38.46%	325	100.0%	936
Total	325	100%	325	100%	936

Total responses: 325

106. Instructional administrators (vice president, deans, and department chairs/heads) are courteous, helpful and responsive to your requests.

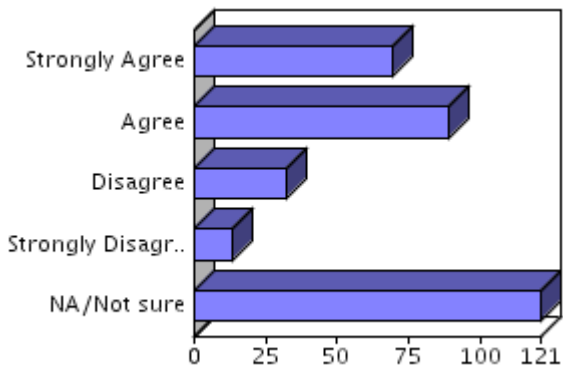


Option	Count	Percent	Cum. count	Cum. percent	Cum. sum
1. Strongly Agree	89	27.38%	89	27.38%	89
2. Agree	99	30.46%	188	57.85%	287
3. Disagree	10	3.08%	198	60.92%	317
4. Strongly Disagree	2	0.62%	200	61.54%	325
5. NA/Not sure	125	38.46%	325	100.0%	950
Total	325	100%	325	100%	950

Total responses: 325

Distance Learning

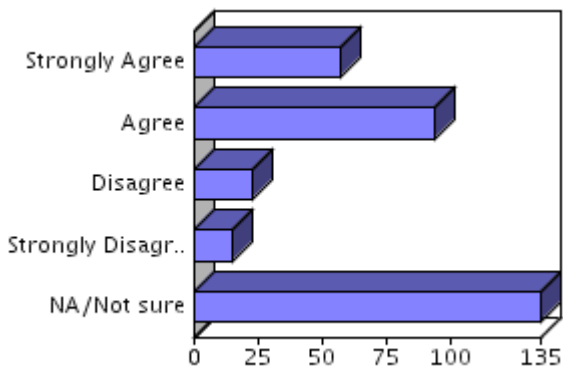
107. CFCC should offer more distance learning online Internet courses.



Option	Count	Percent	Cum. count	Cum. percent	Cum. sum
1. Strongly Agree	69	21.3%	69	21.3%	69
2. Agree	89	27.47%	158	48.77%	247
3. Disagree	32	9.88%	190	58.64%	343
4. Strongly Disagree	13	4.01%	203	62.65%	395
5. NA/Not sure	121	37.35%	324	100.0%	1000
Total	324	100%	324	100%	1000

Total responses: 324

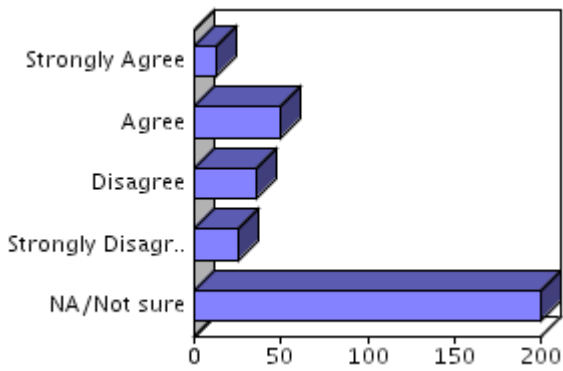
108. CFCC should offer more distance learning hybrid courses (mix of online and classroom instruction).



Option	Count	Percent	Cum. count	Cum. percent	Cum. sum
1. Strongly Agree	57	17.59%	57	17.59%	57
2. Agree	94	29.01%	151	46.6%	245
3. Disagree	23	7.1%	174	53.7%	314
4. Strongly Disagree	15	4.63%	189	58.33%	374
5. NA/Not sure	135	41.67%	324	100.0%	1049
Total	324	100%	324	100%	1049

Total responses: 324

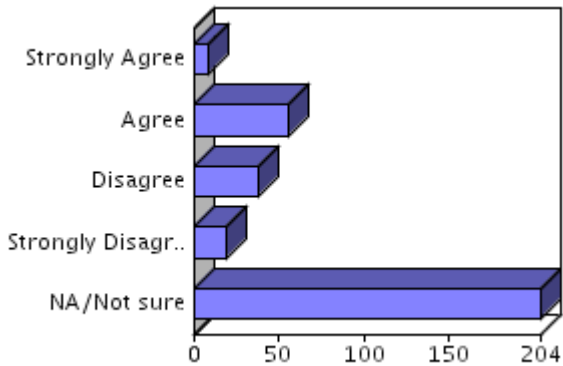
109. Currently, the training provided to prepare faculty to teach distance learning courses is adequate.



Option	Count	Percent	Cum. count	Cum. percent	Cum. sum
1. Strongly Agree	13	4.01%	13	4.01%	13
2. Agree	50	15.43%	63	19.44%	113
3. Disagree	36	11.11%	99	30.56%	221
4. Strongly Disagree	25	7.72%	124	38.27%	321
5. NA/Not sure	200	61.73%	324	100.0%	1321
Total	324	100%	324	100%	1321

Total responses: 324

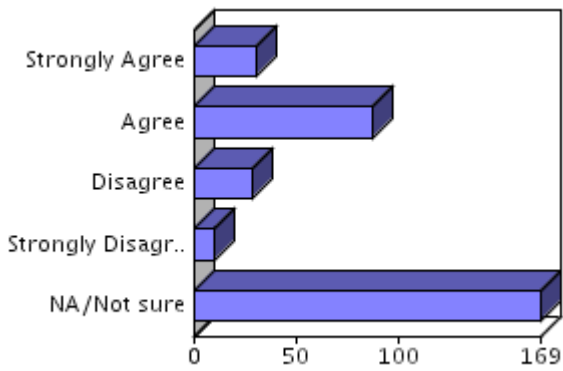
110. Student orientation measures for DL are adequate.



Option	Count	Percent	Cum. count	Cum. percent	Cum. sum
1. Strongly Agree	8	2.47%	8	2.47%	8
2. Agree	55	16.98%	63	19.44%	118
3. Disagree	38	11.73%	101	31.17%	232
4. Strongly Disagree	19	5.86%	120	37.04%	308
5. NA/Not sure	204	62.96%	324	100.0%	1328
Total	324	100%	324	100%	1328

Total responses: 324

111. Technical support services (helpdesk) for faculty and students are adequate.

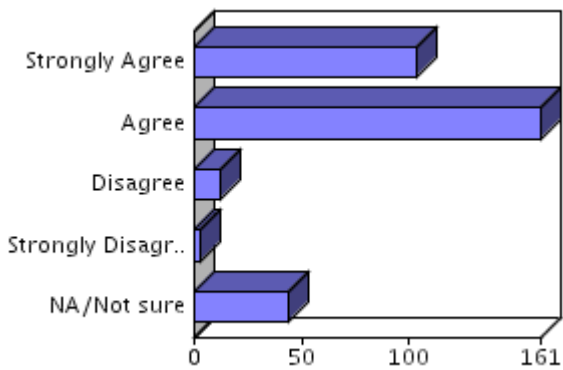


Option	Count	Percent	Cum. count	Cum. percent	Cum. sum
1. Strongly Agree	30	9.26%	30	9.26%	30
2. Agree	87	26.85%	117	36.11%	204
3. Disagree	28	8.64%	145	44.75%	288
4. Strongly Disagree	10	3.09%	155	47.84%	328
5. NA/Not sure	169	52.16%	324	100.0%	1173
Total	324	100%	324	100%	1173

Total responses: 324

Learning Resource Center (Library and Media Center)

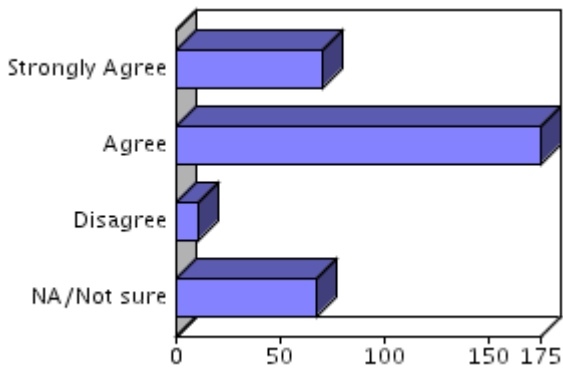
112. Staff is courteous and helpful.



Option	Count	Percent	Cum. count	Cum. percent	Cum. sum
1. Strongly Agree	103	31.89%	103	31.89%	103
2. Agree	161	49.85%	264	81.73%	425
3. Disagree	12	3.72%	276	85.45%	461
4. Strongly Disagree	3	0.93%	279	86.38%	473
5. NA/Not sure	44	13.62%	323	100.0%	693
Total	323	100%	323	100%	693

Total responses: 323

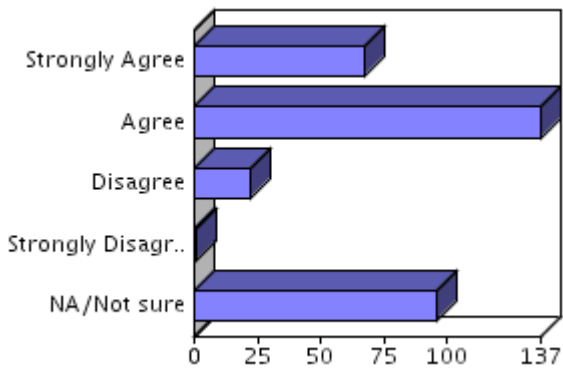
113. Variety and types of services are adequate.



Option	Count	Percent	Cum. count	Cum. percent	Cum. sum
1. Strongly Agree	70	21.67%	70	21.67%	70
2. Agree	175	54.18%	245	75.85%	420
3. Disagree	11	3.41%	256	79.26%	453
5. NA/Not sure	67	20.74%	323	100.0%	788
Total	323	100%	323	100%	788

Total responses: 323

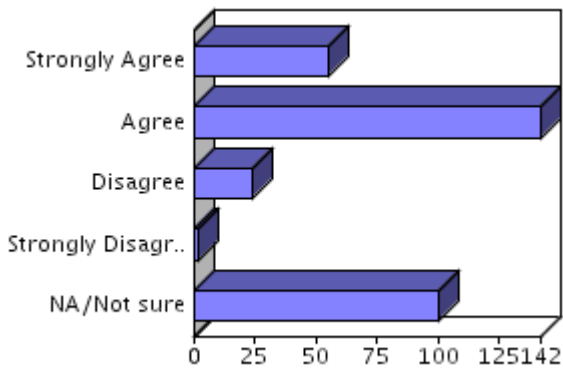
114. LRC resources are up-to-date and readily available.



Option	Count	Percent	Cum. count	Cum. percent	Cum. sum
1. Strongly Agree	67	20.74%	67	20.74%	67
2. Agree	137	42.41%	204	63.16%	341
3. Disagree	22	6.81%	226	69.97%	407
4. Strongly Disagree	1	0.31%	227	70.28%	411
5. NA/Not sure	96	29.72%	323	100.0%	891
Total	323	100%	323	100%	891

Total responses: 323

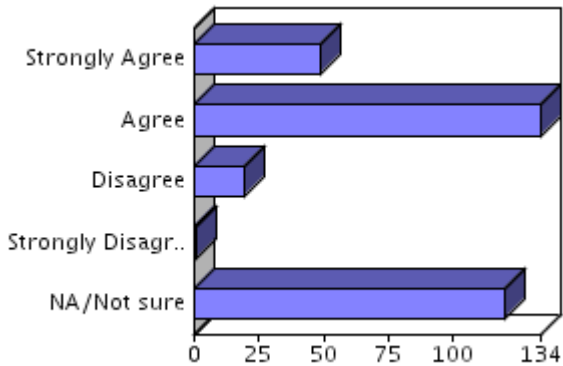
115. Procedures to access services are communicated and easy to follow.



Option	Count	Percent	Cum. count	Cum. percent	Cum. sum
1. Strongly Agree	55	17.03%	55	17.03%	55
2. Agree	142	43.96%	197	60.99%	339
3. Disagree	24	7.43%	221	68.42%	411
4. Strongly Disagree	2	0.62%	223	69.04%	419
5. NA/Not sure	100	30.96%	323	100.0%	919
Total	323	100%	323	100%	919

Total responses: 323

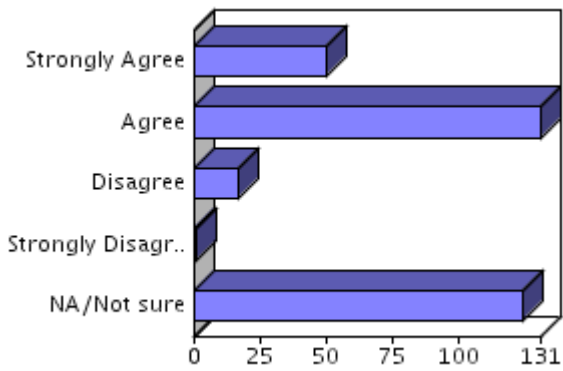
116. LRC resources meet the needs of instruction.



Option	Count	Percent	Cum. count	Cum. percent	Cum. sum
1. Strongly Agree	49	15.17%	49	15.17%	49
2. Agree	134	41.49%	183	56.66%	317
3. Disagree	19	5.88%	202	62.54%	374
4. Strongly Disagree	1	0.31%	203	62.85%	378
5. NA/Not sure	120	37.15%	323	100.0%	978
Total	323	100%	323	100%	978

Total responses: 323

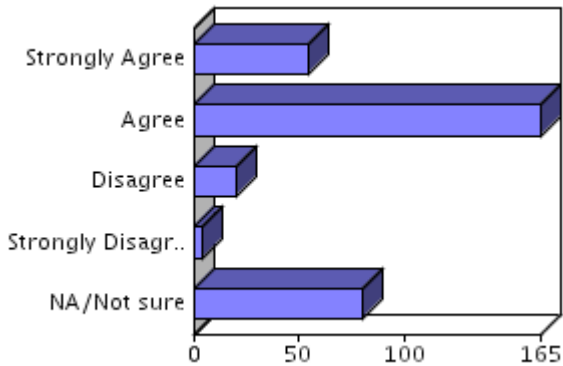
117. Training and assistance in accessing LRC resources are adequate.



Option	Count	Percent	Cum. count	Cum. percent	Cum. sum
1. Strongly Agree	50	15.48%	50	15.48%	50
2. Agree	131	40.56%	181	56.04%	312
3. Disagree	17	5.26%	198	61.3%	363
4. Strongly Disagree	1	0.31%	199	61.61%	367
5. NA/Not sure	124	38.39%	323	100.0%	987
Total	323	100%	323	100%	987

Total responses: 323

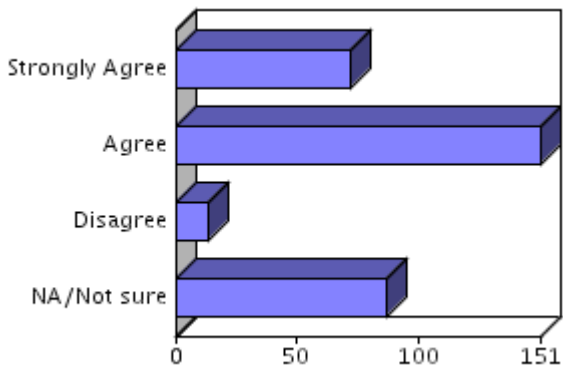
118. The hours of operation are satisfactory.



Option	Count	Percent	Cum. count	Cum. percent	Cum. sum
1. Strongly Agree	54	16.72%	54	16.72%	54
2. Agree	165	51.08%	219	67.8%	384
3. Disagree	20	6.19%	239	73.99%	444
4. Strongly Disagree	4	1.24%	243	75.23%	460
5. NA/Not sure	80	24.77%	323	100.0%	860
Total	323	100%	323	100%	860

Total responses: 323

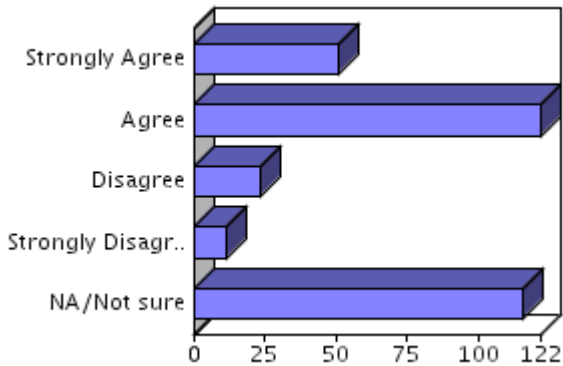
119. The workspaces and environment are conducive to study.



Option	Count	Percent	Cum. count	Cum. percent	Cum. sum
1. Strongly Agree	72	22.29%	72	22.29%	72
2. Agree	151	46.75%	223	69.04%	374
3. Disagree	13	4.02%	236	73.07%	413
5. NA/Not sure	87	26.93%	323	100.0%	848
Total	323	100%	323	100%	848

Total responses: 323

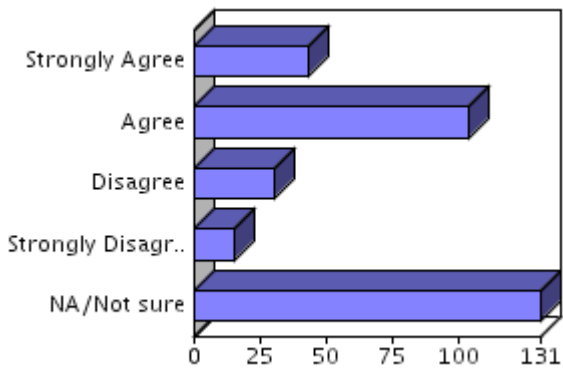
120. The media center responds to requests within a reasonable time.



Option	Count	Percent	Cum. count	Cum. percent	Cum. sum
1. Strongly Agree	51	15.79%	51	15.79%	51
2. Agree	122	37.77%	173	53.56%	295
3. Disagree	23	7.12%	196	60.68%	364
4. Strongly Disagree	11	3.41%	207	64.09%	408
5. NA/Not sure	116	35.91%	323	100.0%	988
Total	323	100%	323	100%	988

Total responses: 323

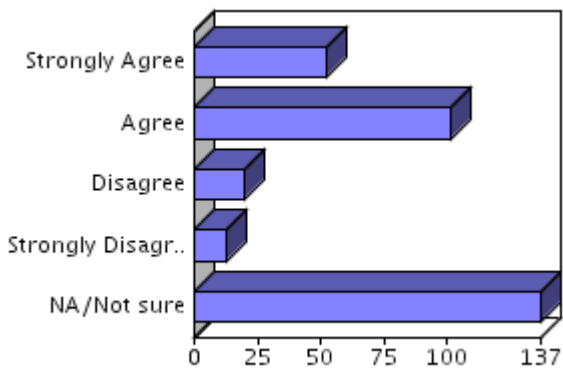
121. Audiovisual equipment is current and maintained in good working order.



Option	Count	Percent	Cum. count	Cum. percent	Cum. sum
1. Strongly Agree	43	13.31%	43	13.31%	43
2. Agree	104	32.2%	147	45.51%	251
3. Disagree	30	9.29%	177	54.8%	341
4. Strongly Disagree	15	4.64%	192	59.44%	401
5. NA/Not sure	131	40.56%	323	100.0%	1056
Total	323	100%	323	100%	1056

Total responses: 323

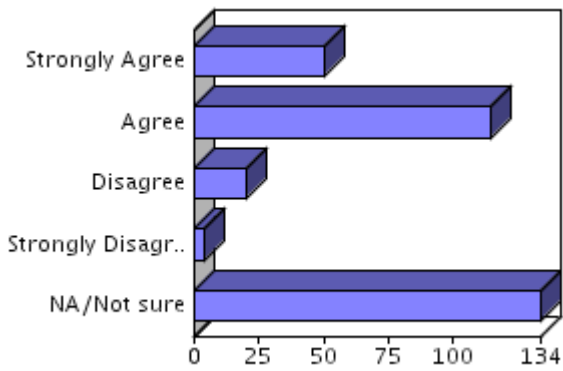
122. Media center services (audio, video and graphic production, teleconferencing) meet my needs.



Option	Count	Percent	Cum. count	Cum. percent	Cum. sum
1. Strongly Agree	52	16.1%	52	16.1%	52
2. Agree	101	31.27%	153	47.37%	254
3. Disagree	20	6.19%	173	53.56%	314
4. Strongly Disagree	13	4.02%	186	57.59%	366
5. NA/Not sure	137	42.41%	323	100.0%	1051
Total	323	100%	323	100%	1051

Total responses: 323

123. I am aware of my role in developing the collection of books, serials and audiovisual/electronic resources.

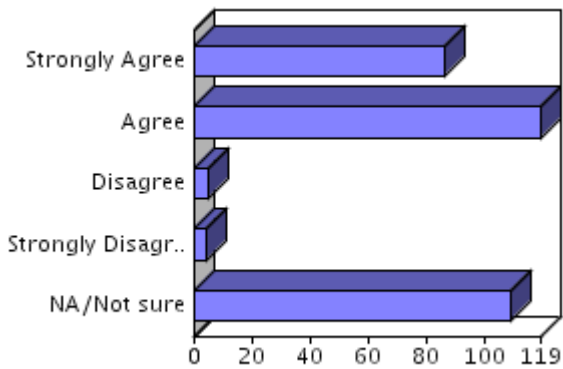


Option	Count	Percent	Cum. count	Cum. percent	Cum. sum
1. Strongly Agree	50	15.48%	50	15.48%	50
2. Agree	115	35.6%	165	51.08%	280
3. Disagree	20	6.19%	185	57.28%	340
4. Strongly Disagree	4	1.24%	189	58.51%	356
5. NA/Not sure	134	41.49%	323	100.0%	1026
Total	323	100%	323	100%	1026

Total responses: 323

Learning Lab

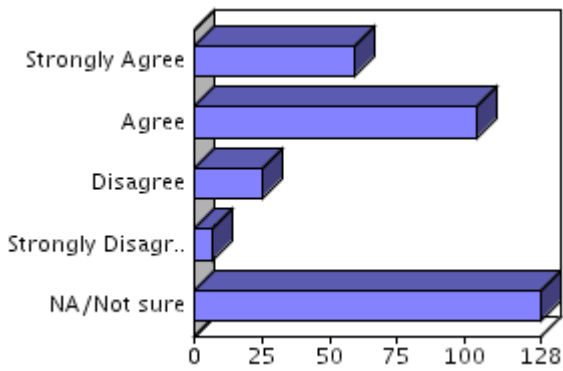
124. Staff is courteous and helpful.



Option	Count	Percent	Cum. count	Cum. percent	Cum. sum
1. Strongly Agree	86	26.63%	86	26.63%	86
2. Agree	119	36.84%	205	63.47%	324
3. Disagree	5	1.55%	210	65.02%	339
4. Strongly Disagree	4	1.24%	214	66.25%	355
5. NA/Not sure	109	33.75%	323	100.0%	900
Total	323	100%	323	100%	900

Total responses: 323

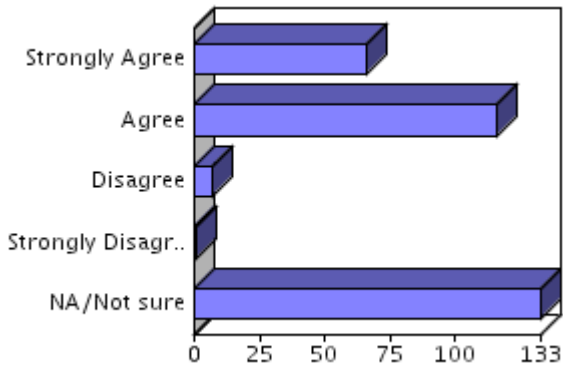
125. The hours of operation are satisfactory.



Option	Count	Percent	Cum. count	Cum. percent	Cum. sum
1. Strongly Agree	59	18.27%	59	18.27%	59
2. Agree	104	32.2%	163	50.46%	267
3. Disagree	25	7.74%	188	58.2%	342
4. Strongly Disagree	7	2.17%	195	60.37%	370
5. NA/Not sure	128	39.63%	323	100.0%	1010
Total	323	100%	323	100%	1010

Total responses: 323

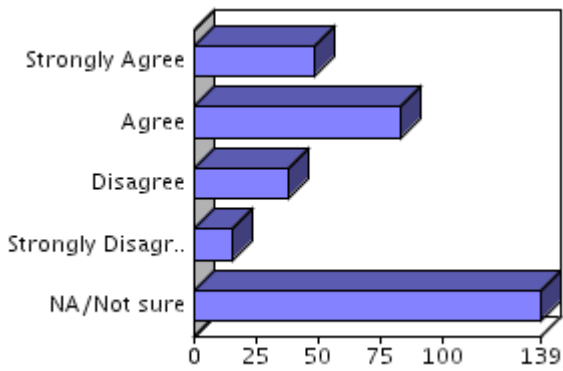
126. Staff is knowledgeable and competent in helping students, faculty and staff.



Option	Count	Percent	Cum. count	Cum. percent	Cum. sum
1. Strongly Agree	66	20.43%	66	20.43%	66
2. Agree	116	35.91%	182	56.35%	298
3. Disagree	7	2.17%	189	58.51%	319
4. Strongly Disagree	1	0.31%	190	58.82%	323
5. NA/Not sure	133	41.18%	323	100.0%	988
Total	323	100%	323	100%	988

Total responses: 323

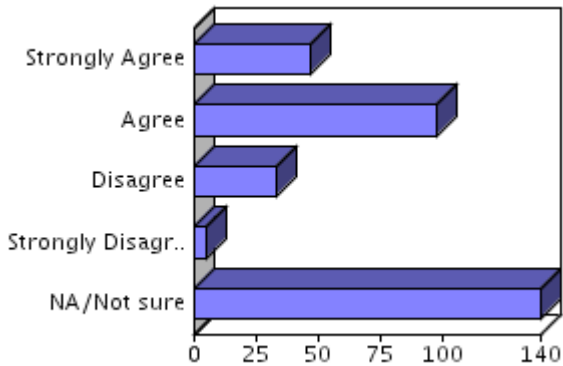
127. Adequate space to house staff and students.



Option	Count	Percent	Cum. count	Cum. percent	Cum. sum
1. Strongly Agree	48	14.86%	48	14.86%	48
2. Agree	83	25.7%	131	40.56%	214
3. Disagree	38	11.76%	169	52.32%	328
4. Strongly Disagree	15	4.64%	184	56.97%	388
5. NA/Not sure	139	43.03%	323	100.0%	1083
Total	323	100%	323	100%	1083

Total responses: 323

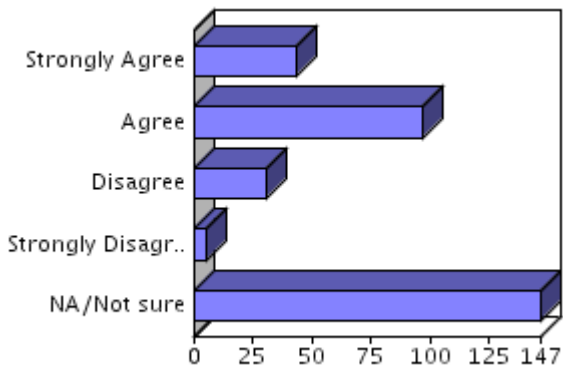
128. Workspace and environment are conducive to work and study.



Option	Count	Percent	Cum. count	Cum. percent	Cum. sum
1. Strongly Agree	47	14.55%	47	14.55%	47
2. Agree	98	30.34%	145	44.89%	243
3. Disagree	33	10.22%	178	55.11%	342
4. Strongly Disagree	5	1.55%	183	56.66%	362
5. NA/Not sure	140	43.34%	323	100.0%	1062
Total	323	100%	323	100%	1062

Total responses: 323

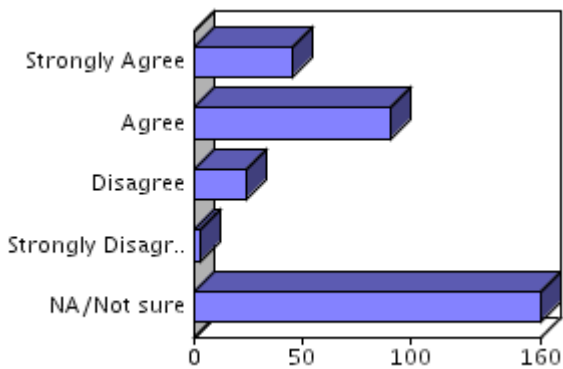
129. Computers are available when needed.



Option	Count	Percent	Cum. count	Cum. percent	Cum. sum
1. Strongly Agree	43	13.31%	43	13.31%	43
2. Agree	97	30.03%	140	43.34%	237
3. Disagree	31	9.6%	171	52.94%	330
4. Strongly Disagree	5	1.55%	176	54.49%	350
5. NA/Not sure	147	45.51%	323	100.0%	1085
Total	323	100%	323	100%	1085

Total responses: 323

130. Adequate software to supplement instruction is available.

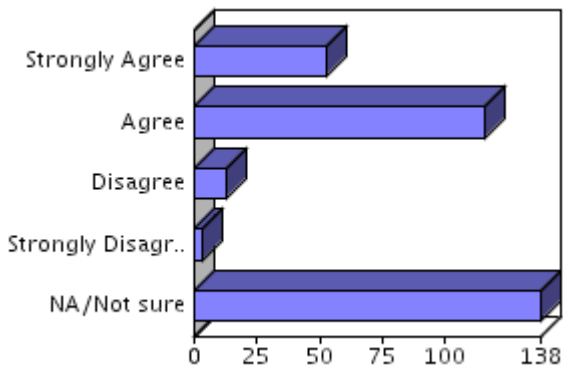


Option	Count	Percent	Cum. count	Cum. percent	Cum. sum
1. Strongly Agree	45	13.93%	45	13.93%	45
2. Agree	91	28.17%	136	42.11%	227
3. Disagree	24	7.43%	160	49.54%	299
4. Strongly Disagree	3	0.93%	163	50.46%	311
5. NA/Not sure	160	49.54%	323	100.0%	1111
Total	323	100%	323	100%	1111

Total responses: 323

Continuing Education

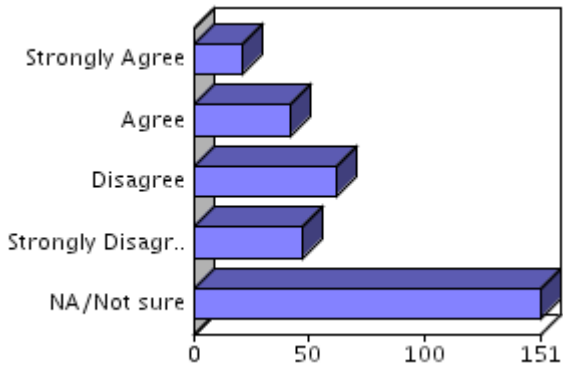
131. Staff is courteous and helpful.



Option	Count	Percent	Cum. count	Cum. percent	Cum. sum
1. Strongly Agree	53	16.41%	53	16.41%	53
2. Agree	116	35.91%	169	52.32%	285
3. Disagree	13	4.02%	182	56.35%	324
4. Strongly Disagree	3	0.93%	185	57.28%	336
5. NA/Not sure	138	42.72%	323	100.0%	1026
Total	323	100%	323	100%	1026

Total responses: 323

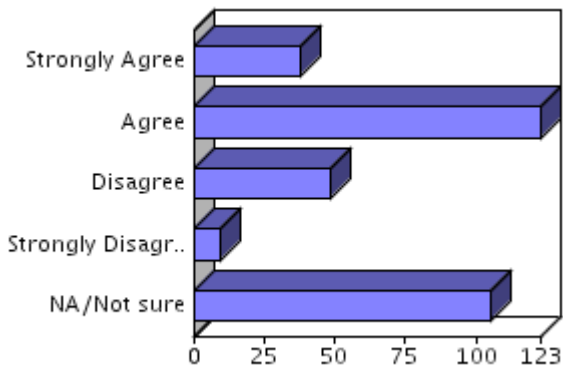
132. I have taken a continuing education course in the past year.



Option	Count	Percent	Cum. count	Cum. percent	Cum. sum
1. Strongly Agree	21	6.5%	21	6.5%	21
2. Agree	42	13.0%	63	19.5%	105
3. Disagree	62	19.2%	125	38.7%	291
4. Strongly Disagree	47	14.55%	172	53.25%	479
5. NA/Not sure	151	46.75%	323	100.0%	1234
Total	323	100%	323	100%	1234

Total responses: 323

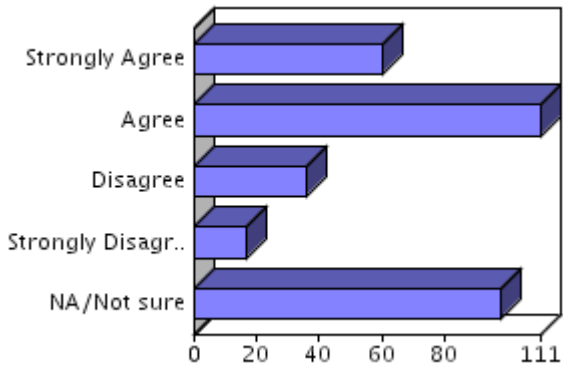
133. Continuing education programs and services are effectively communicated to faculty and staff.



Option	Count	Percent	Cum. count	Cum. percent	Cum. sum
1. Strongly Agree	38	11.76%	38	11.76%	38
2. Agree	123	38.08%	161	49.85%	284
3. Disagree	48	14.86%	209	64.71%	428
4. Strongly Disagree	9	2.79%	218	67.49%	464
5. NA/Not sure	105	32.51%	323	100.0%	989
Total	323	100%	323	100%	989

Total responses: 323

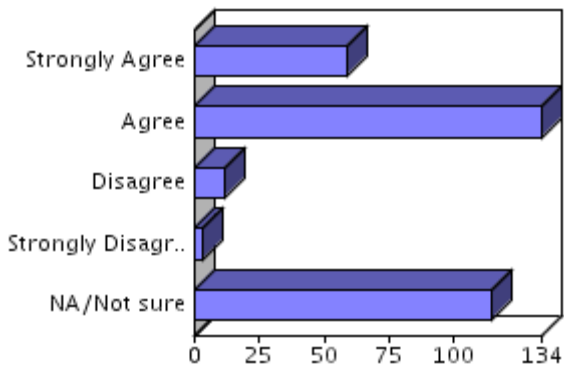
134. I have recommended a continuing education course to family or friends in the past year.



Option	Count	Percent	Cum. count	Cum. percent	Cum. sum
1. Strongly Agree	60	18.63%	60	18.63%	60
2. Agree	111	34.47%	171	53.11%	282
3. Disagree	36	11.18%	207	64.29%	390
4. Strongly Disagree	17	5.28%	224	69.57%	458
5. NA/Not sure	98	30.43%	322	100.0%	948
Total	322	100%	322	100%	948

Total responses: 322

135. Continuing education courses may serve as a bridge to curriculum coursework.



Option	Count	Percent	Cum. count	Cum. percent	Cum. sum
1. Strongly Agree	59	18.27%	59	18.27%	59
2. Agree	134	41.49%	193	59.75%	327
3. Disagree	12	3.72%	205	63.47%	363
4. Strongly Disagree	3	0.93%	208	64.4%	375
5. NA/Not sure	115	35.6%	323	100.0%	950
Total	323	100%	323	100%	950

Total
responses: 323

136. Optional: Please use the text box below to provide any additional information or comments related to your level of satisfaction with CFCC services.

See Comments Summary