

To access articles from multiple databases in EBSCOhost, go to [CFCC Library's website](#), under Research Tools choose Articles & eResources, then click on EBSCOhost. If you are off campus you will be prompted for your CFCC Username/Password.

### Select Choose an EBSCO database

Select New Service

CAPE FEAR COMM COLLEGE

[Choose an EBSCO database](#) ←

[EBSCOhost Deutsch](#)

[EBSCOhost Espanol](#)

[EBSCOhost Francais](#)

[Health Source Plus: Nursing & Academic Edition](#)

From the EBSCOhost list of databases choose the ones that best suit your research needs. For example, Academic Search Premier and Master File Premier would be good database choices for most topics. You may check as many databases as you need to perform a multiple database search. Click Continue.

Choose Databases | [Select another EBSCO service](#)

To search within a single database, click the database name listed below. To select more than one database to search, check the boxes next to the databases and click *Continue*.

Continue

Select / deselect all

**Academic Search Premier**  
This multi-disciplinary database provides full text for more than 8,500 journals, including full text for more than 4,600 peer-reviewed titles. PDF backfiles to 1975 or further are available for well over one hundred journals, and searchable cited references are provided for more than 1,000 titles.  
[Title List](#) [More Information](#)

**Business Source Premier**  
*Business Source Premier* is the industry's most used business research database, providing full text for more than 2,300 journals, including full text for more than 1,100 peer-reviewed titles. This database provides full text back to 1886, and searchable cited references back to 1998. *Business Source Premier* is superior to the competition in full text coverage in all disciplines of business, including marketing, management, MIS, POM, accounting, finance and economics. This database is updated daily on EBSCOhost.  
[Title List](#) [More Information](#) [Enhanced Business Searching Interface](#)

Be sure to check the Full Text box to give you immediate access to articles.  
Option: If you need Scholarly (Peer Reviewed) Journals check the box below.

New Search | Publications | Subject Terms | Cited References | More

Sign In | Folder | Preferences | Languages | New Features! | Help

Searching: **Academic Search Premier** | [Choose Databases >](#) CAPE FEAR COMM COLLEGE

Type Topic Here in Select a Field (optional) Search Clear

AND in Select a Field (optional)

AND in Select a Field (optional) Add Row

Basic Search | Advanced Search | Visual Search | Search History

Search Options Reset

Search modes [?](#)

Boolean/Phrase

Find all my search terms

Find any of my search terms

Apply related words

Also search within the full text of the articles

Limit your results

Full Text

Scholarly (Peer Reviewed) Journals  ← **Option**

References Available

Published Date from Month Year to Month Year



Example, Select an article by clicking on the article title:

## [Remarks by the President on Health Care Reform.](#)

By: OBAMA, BARACK. Vital Speeches of the Day, Apr2010, Vol. 76 Issue 4, p183-186, 4p;  
(AN 48950743)

Subjects: SPEECHES, addresses, etc.; PRESIDENTS -- United States -- Messages; HEALTH care reform; MEDICAL care -- Cost control; UNITED States; OBAMA, Barack

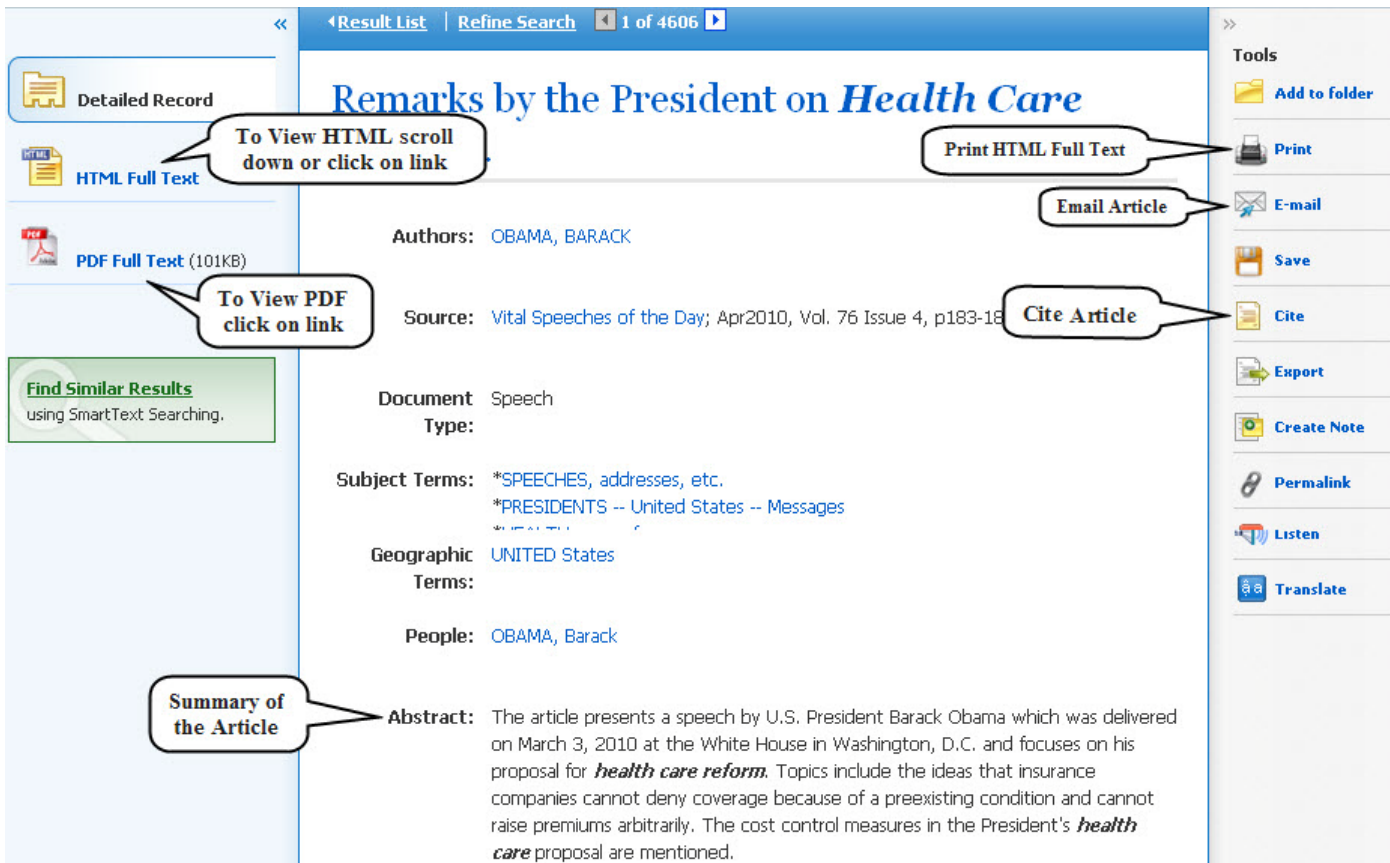
Database: Academic Search Premier

 Add to folder | Relevancy: 

 HTML Full Text  PDF Full Text (101KB)

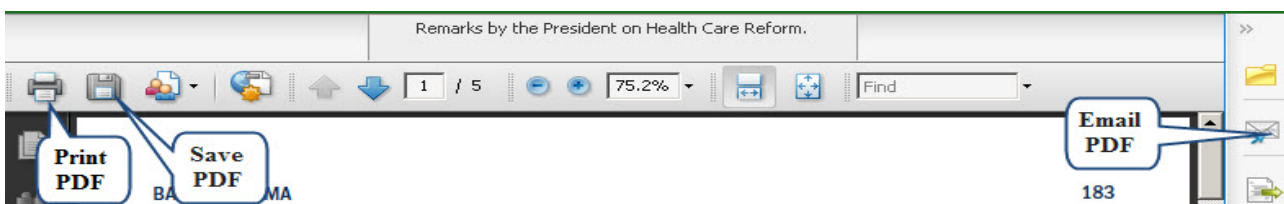
Full Text article options:  
HTML Full Text and/or PDF Full Text

Printing options:  
To print the HTML Full Text select the printer icon.



The screenshot shows a search result page for the article "Remarks by the President on Health Care". The page includes a left sidebar with options for "HTML Full Text" and "PDF Full Text (101KB)", and a "Find Similar Results" button. The main content area displays the article title, authors (OBAMA, BARACK), source information, document type (Speech), subject terms, geographic terms (UNITED States), and people (OBAMA, Barack). An abstract is provided at the bottom. A right sidebar contains a "Tools" menu with options like "Add to folder", "Print", "E-mail", "Save", "Cite", "Export", "Create Note", "Permalink", "Listen", and "Translate". Callouts point to the "HTML Full Text" link, the "PDF Full Text" link, the "Print HTML Full Text" button, the "Email Article" button, the "Cite Article" button, and the "Summary of the Article" section.

To print the PDF Full Text, click on the PDF Full Text link. Then use the printer icon from the Adobe toolbar.



The screenshot shows the Adobe PDF viewer toolbar. Callouts point to the "Print PDF" button, the "Save PDF" button, and the "Email PDF" button. The toolbar also displays the page number "183" and a search field.